



THE OUTDOOR
GREATROOM
COMPANY

Creating a lifetime of outdoor experiences through fire.

2021 CATALOG





THE OUTDOOR
GREATROOM
COMPANY

Table of Contents

ABOUT	4
WHAT IS AN OUTDOOR GREATROOM?	5
WHY OGC?	6
GAS FIRE PIT TABLES	8
OUTDOOR GAS FIREPLACES	24
CRYSTAL FIRE® PLUS BURNERS & CONTROLS	29
CONTRACT & COMMERCIAL	36
CUSTOM FIRE	44
ACCESSORIES	48
INTRIGUE COLLECTION	53
OUTDOOR FURNITURE	56
CUSTOM OUTDOOR KITCHENS	60
GALLERY COLLECTION INDOOR FIREPLACES	64
GALLERY COLLECTION INDOOR ACCESSORIES	70
STANDARD MATERIALS	74
FAQs	76
CUSTOM FORMS	78
FIRE TABLES ACCESSORIES CHART	82
NOTES	86
WARRANTY	90
CONTACT	91

CREATING A LIFETIME OF OUTDOOR EXPERIENCES THROUGH FIRE



WHO WE ARE

Located in the heart of Minnesota, The Outdoor GreatRoom Company™ (OGC) manufactures unique, upscale products with design appeal for outdoor living spaces. Products include gas fire pit tables, Crystal Fire® Plus burners and burner inserts, outdoor kitchen islands, outdoor gas fireplaces, outdoor patio furniture, accessories, and custom products for residential and commercial applications.

WHAT WE DO

The team behind The Outdoor GreatRoom Company™ was the first to enter into the gas fire pit category, positioning OGC as the experts on outdoor fire. We are a US Manufacturer and all of our Crystal Fire® Plus burners and fire pits are UL and ULC listed for safety.

OUR PROMISE

Let the Outdoor GreatRoom Company help to define your outdoor experience. We set the trends outside as your one-stop-shop for safe products, reliable and friendly service, and innovative technology. From concept to design to delivery, we will ensure your style doesn't stop at the door. Distinctive products for a distinctive lifestyle. Bring home outside.

OUR MISSION

To bring family and friends together by redefining the home living experience through innovative products and people.

HISTORY

In 1975, Dan and Ron Shimek had an inspiration for indoor gas fireplaces that changed an industry and became the foundation of Heat-N-Glo®. Brothers Steve and Gerry joined them and the rest (including over 50 patents) is history. But the Shimeks were never ones to dwell on the past. That inspiration led Dan to launch the first company of its kind in 2003: The Outdoor GreatRoom Company™ – a company dedicated to an exciting new concept “the outdoor greatroom.”

WHAT IS AN OUTDOOR GREATROOM?

BRING HOME OUTSIDE.

The “outdoor greatroom” came from the idea that homeowners should enjoy their outdoor space as much as their indoor living space and that the comforts of indoors were to be enjoyed outdoors. This idea has been the foundation of our company and our inspiration to provide innovative products to those who like to entertain and live life outside.

The Outdoor GreatRoom Company™ is your one-stop shop to make any dream outdoor space come to life.



DENBR-1242 with optional GLASS GUARD-1242 and RLFP-40MLP



WHY OGC?

OGC is focused on bringing the best and safest products to market. That's why we have a team with over 20 years experience manufacturing products in the outdoor living category, and we continue to introduce the best and most innovative products year after year.

- Crystal Fire® Plus Burner Technology - the safest and most reliable in the industry
- UL, ULC, & CE Listed - safety tested
- Design-forward products handcrafted in MN from durable, outdoor-rated materials
- You can rely on our team like family - we provide exceptional customer service and reliability



GAS FIRE PIT TABLES

GAS FIRE PIT TABLES

LINEAR	10
RECTANGULAR	14
ROUND	16
SQUARE	19
HARDSCAPE KITS	21
READY TO FINISH	22




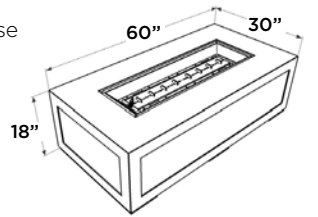
Gas Fire Pit Tables

Light up the night and add ambiance to your outdoor space with beautiful gas fire pit tables. Every fire table includes our patent-pending Crystal Fire® Plus burner technology for the best and safest experience. Add a Direct Spark Ignition System to any fire table for commercial use. All fire pit tables include clear tempered glass gems.

60" Cove Linear



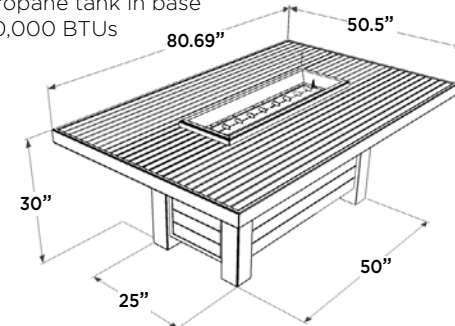
- Natural Grey Supercast™ base - color density variations ensure each fire table is unique
- 12x42" Crystal Fire® Plus burner
- Burner riser kit included
- Grey glass burner cover included
- Optional Tumbled or Black Lava Rock (LAV-TMB or LAVA-BLK), GLASS GUARD-1242, and CVR6332
- Does not fit 20 lb. propane tank in base
- 80,000 BTUs
- Made in USA



Kenwood Linear Dining



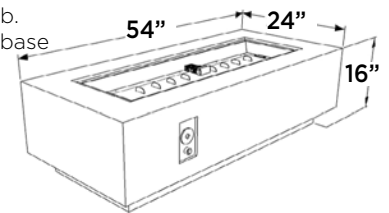
- Brown composite decking top and base
- Graphite Grey powder-coated aluminum framing
- 12x42" Crystal Fire® Plus burner
- Grey glass burner cover included
- Pair with optional Kenwood Benches (KW-LB, KW-SB) or Lyndale Swivel Rocking Chairs
- Optional GLASS GUARD-1242, FWG-1242, and CVR8355
- Access door conceals standard 20 lb. propane tank in base
- 80,000 BTUs



54" Cove Linear



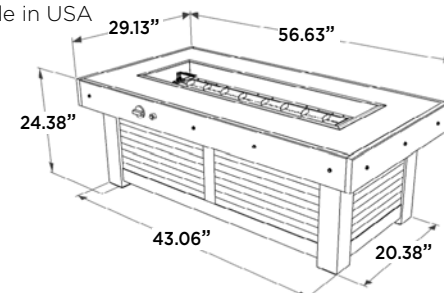
- Natural Grey, White, or Midnight Mist Supercast™ base - color density variations ensure each fire table is unique
- 7x37" Crystal Fire® Plus Burner Insert inside 12x42" plate
- Matching Supercast™ pedestal included
- Optional Stainless Steel top (SS54T) and burner cover (SS1242BC), Tumbled or Black Lava Rock (LAV-TMB or LAVA-BLK), GLASS GUARD-1242, and CVR275715
- Does not fit 20 lb. propane tank in base
- 80,000 BTUs
- Made in USA



Denali Brew



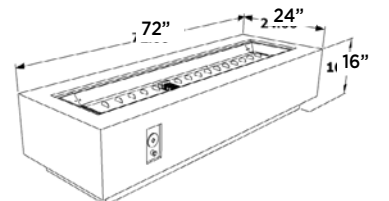
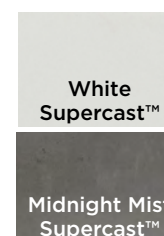
- Brown Everblend textured top
- Mocha wood and corrugated galvanized metal base
- 12x42" Crystal Fire® Plus burner
- Grey glass burner cover included
- Store the burner cover with built-in storage clips
- Bottle opener attachment included
- Optional GLASS GUARD-1242, FWG-1242, and CVR6332
- Sliding access door conceals standard 20 lb. propane tank in base
- 80,000 BTUs
- Made in USA



72" Cove Linear



- Natural Grey, White, or Midnight Mist Supercast™ base - color density variations ensure each fire table is unique
- 7x57" Crystal Fire® Plus burner insert inside 12x64" plate
- Matching Supercast™ pedestal included
- Optional Stainless Steel top trim (SS72T) and burner cover (SS1264BC)
- Optional Tumbled or Black Lava Rock (LAV-TMB or LAVA-BLK), and GLASS GUARD-1264
- Does not fit 20 lb. propane tank in base
- 100,000 BTUs
- Made in USA



Key Largo

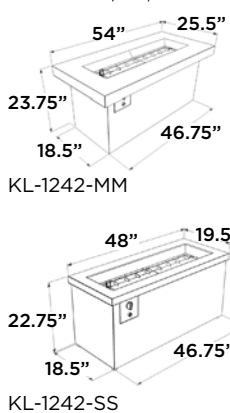


KL-1242-MM

- Stainless Steel trim or Polished Midnight Mist Supercast™ with Black Fleck stucco base
- 12x42" Crystal Fire® Plus burner
- Grey glass burner cover included
- Optional GLASS GUARD-1242, FWG-1242, and CVR5020 (KL-1242-SS) or CVR5427 (KL-1242-MM)
- Sliding tank door holds standard 20 lb. propane tank in base
- 80,000 BTUs
- Made in USA



KL-1242-SS



Uptown



UPT-1242

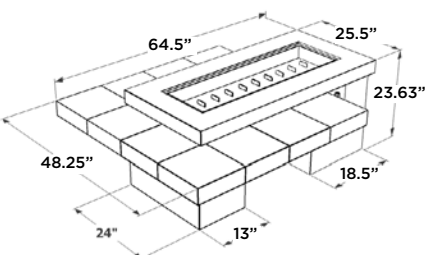


UPT-1242-BRN



Sliding Tank Door

- Absolute Black granite tile with Polished Midnight Mist Supercast™ on Midnight Storm stucco base or Polished Mocha Supercast™ with Continental Slate porcelain tile on Stony Creek stucco base
- 12x42" Crystal Fire® Plus burner
- Grey glass burner cover included
- Optional GLASS GUARD-1242, FWG-1242, and CVR6549
- Sliding tank door holds standard 20 lb. propane tank in base
- 80,000 BTUs
- Made in USA



Kinney



KN-1224

- Trilium ultracompact surface top on black powder-coated metal base
- Coloring and pattern is unique to each top, variations will occur
- 12x24" Black powder-coated Crystal Fire® Plus burner
- Matching burner cover included, stores in base
- Optional GLASS GUARD-1224, FWG-1224, and CVR5727
- Access door conceals tank slider for horizontal LP tank (LP tank not included)
- 55,000 BTUs
- Made in USA



Monte Carlo

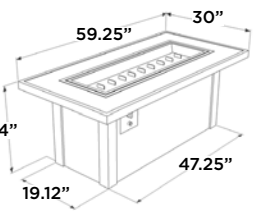


MCR-1242-BLK-K


- Black powder-coated metal base with black glass top
- 12x42" Crystal Fire® Plus burner
- Grey glass burner cover Included
- Optional GLASS GUARD-1242, FWG-1242, and CVR6332
- Sliding tank door holds standard 20 lb. propane tank in base
- 80,000 BTUs



Sliding Tank Door



Cedar Ridge



CR-1242-K with optional GLASS GUARD-1242

- Dark Grey composite decking with Washed Cedar Supercast™ top
- 12x42" Crystal Fire® Plus burner
- Matching Supercast™ burner cover included
- Optional GLASS GUARD-1242, FWG-1242, and CVR6332
- Access door conceals standard 20 lb. propane tank in base
- 80,000 BTUs

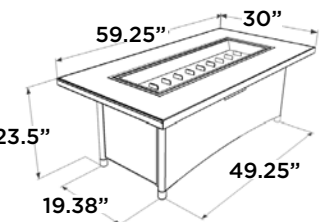


Montego



MG-1242-BLSM-K

- Balsam wicker base with black glass top
- 12x42" Crystal Fire® Plus burner
- Grey glass burner cover included
- Optional GLASS GUARD-1242, FWG-1242, and CVR6332
- Access door conceals standard 20 lb. propane tank in base
- 80,000 BTUs



Havenwood



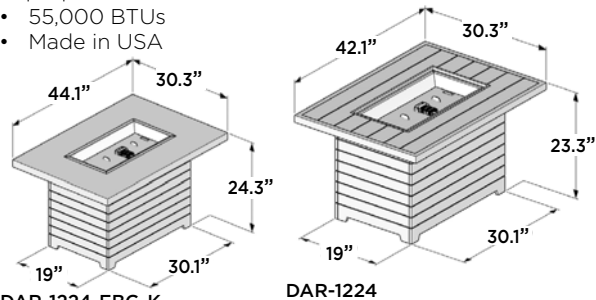
- Driftwood or Stone Grey Everblend concrete top with 12x24" Crystal Fire® Plus burner
- White or Grey powder-coated steel metal base
- Mix and match tops and bases
- Grey glass burner cover included
- Access door conceals standard 20 lb. propane tank in base
- Optional GLASS GUARD-1224, FWG-1224, and CVR4634
- 55,000 BTUs
- Made in USA



Darien



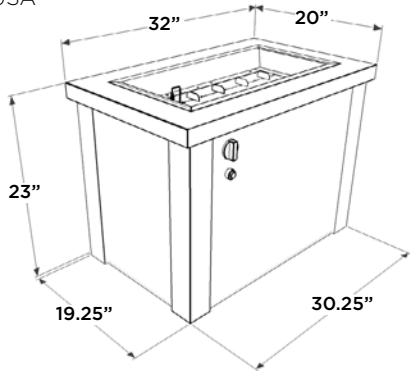
- Aluminum or Stone Grey Everblend concrete top
- Myanmar Teak base - Grade A Teak
- 12x24" Crystal Fire® Plus burner
- Matching aluminum burner cover included for Aluminum option and grey glass burner cover included for Everblend option
- Optional GLASS GUARD-1224, FWG-1224, and CVR4634
- Sliding access door conceals standard 20 lb. propane tank in base
- 55,000 BTUs
- Made in USA



Providence Stainless Steel



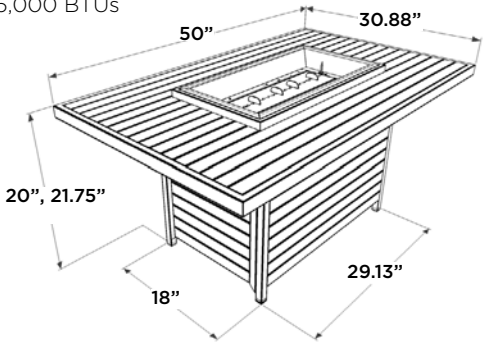
- Stainless Steel trim top and black powder-coated metal base
- 12x24" Crystal Fire® Plus burner
- Grey glass burner cover included
- Optional GLASS GUARD-1224, FWG-1224, and CVR3727
- Access door conceals standard 20 lb. propane tank in base
- 55,000 BTUs
- Made in USA



Kenwood Rectangular Chat



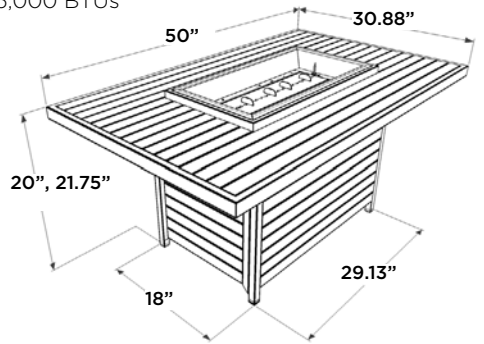
- Brown composite decking top and base
- Graphite Grey powder-coated aluminum frame
- 12x24" Crystal Fire® Plus burner
- Grey glass burner cover included
- Optional 2" riser included to fit standard 20 lb. propane tank in base
- Pair with optional Kenwood Short Bench (KW-SB)
- Optional GLASS GUARD-1224, FWG-1224, and CVR5132
- 55,000 BTUs



Brooks



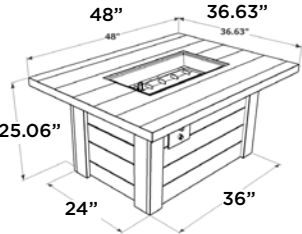
- Taupe composite decking top and base
- 12x24" Crystal Fire® Plus burner
- Graphite Grey powder-coated aluminum framing
- Grey glass burner cover included
- Optional 2" riser included to fit standard 20 lb. propane tank in base
- Optional GLASS GUARD-1224, FWG-1224, and CVR5132
- 55,000 BTUs



Alcott



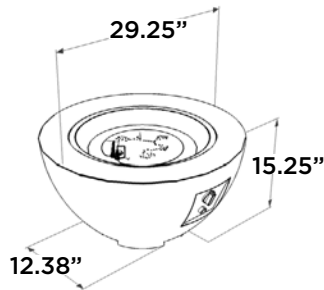
- Antique Timber Supercast™ top with White Washed Shiplap-look base
- 12x24" Dora Brown powder-coated Crystal Fire® Plus burner
- Matching Supercast™ burner cover included
- Optional FWG-1224, GLASS GUARD-1224, and CVR5038
- Sliding tank door holds standard 20 lb. propane tank in base
- 55,000 BTUs
- Made in USA



Cove 20 Fire Pit Bowl



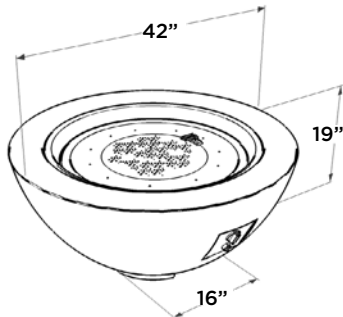
- Natural Grey Supercast™ bowl - color density variations ensure each fire table is unique
- 20" round Crystal Fire® Plus burner
- Contemporary Natural Grey concrete finish is unique to each fire bowl, common attributes include pitting and color density variation
- Grey glass burner cover included
- Does not fit 20 lb. propane tank in base
- Optional GLASS GUARD-20-R, and CVR36
- 55,000 BTUs
- Made in USA



Cove 30 Fire Pit Bowl



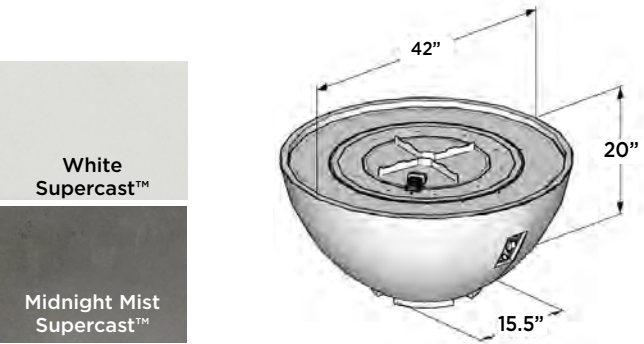
- Natural Grey, White, or Midnight Mist Supercast™ bowl - color density variations ensure each fire table is unique
- 30" round Crystal Fire® Plus burner
- Grey glass burner cover included
- Does not fit 20 lb. propane tank in base
- Optional GLASS GUARD-30-R and CVR42
- 105,000/106,000 BTUs
- Made in USA



Cove Edge Fire Pit Bowl



- Natural Grey, White, or Midnight Mist Supercast™ bowl - color density variations ensure each fire table is unique
- 28" round Crystal Fire® Plus burner insert and plate
- Does not fit 20 lb. propane tank in base
- Optional CVR42
- 105,000/106,000 BTUs
- Made in USA



Edison



- Weathered Grey Barnwood Supercast™ top on a Pewter Crater powder-coated steel base
- 20" round Crystal Fire® Plus burner
- Matching Supercast™ burner cover included
- Sliding access door conceals standard 20 lb. propane tank in base
- Optional GLASS GUARD-20-R and CVR42
- 55,000 BTUs
- Made in USA



Stonefire



- Grey Stonefire composite top with Graphite Grey powder-coated frame and Grey mesh base or Brown Stonefire composite top with Dora Brown powder-coated frame and Brown mesh base
- 16" Crystal Fire® Plus burner insert
- Matching composite Stonefire burner cover included
- Access door conceals standard 20 lb. propane tank in base
- Optional CVR36
- 55,000 BTUs



CV-30MM

CV-30

SF-32-GREY-K

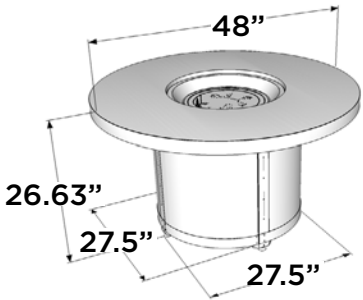
SF-32-K

Beacon Supercast™



BC-20-MNB with optional GLASS GUARD-20-R

- Marbleized Noche Supercast™ top on Dora Brown powder-coated metal base or White Onyx Supercast™ top on Graphite Grey powder-coated metal base
- 20" Crystal Fire® Plus burner
- Matching Supercast™ burner cover included
- Sliding tank door conceals standard 20 lb. propane tank in base
- Optional GLASS GUARD-20-R and CVR50
- 55,000 BTUs
- Made in USA



BC-20-WO with GLASS GUARD-20-R



Sliding Tank Door

Renegade



RNG-32

- Portable gas fire pit table for RVing, camping, tailgating, and more
- Black powder-coated diamond plate metal finish
- 16" Crystal Fire® Plus burner insert
- Matching burner cover and carrying bag included
- Detachable legs for convenient storage and carrying
- 55,000 BTUs



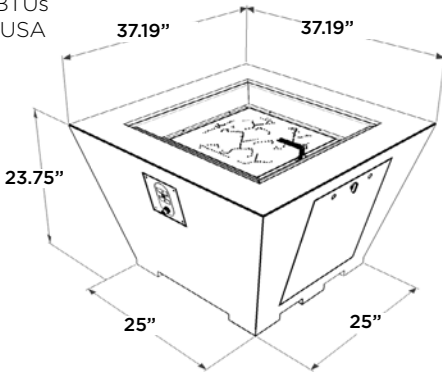
Carrying Bag Included

Cove Square



CV-2424 with optional GLASS GUARD-2424

- Natural Grey Supercast™ base
- 24x24" Crystal Fire® Plus burner
- Contemporary Natural Grey concrete finish is unique to each fire pit, common attributes include pitting and color density variation
- Grey glass burner cover included
- Access door conceals standard 20 lb. propane tank in base
- Optional Tumbled or Black Lava Rock (LAV-TMB or LAVA-BLK), GLASS GUARD-2424, and CVR3939
- 55,000 BTUs
- Made in USA

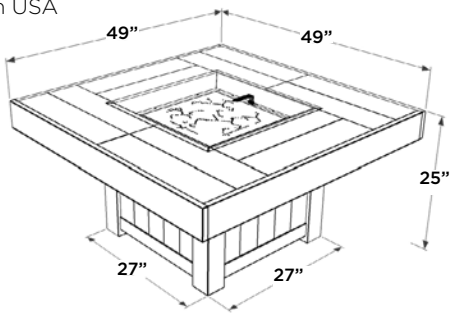


Vintage Square



VNG-2424BRN with optional GLASS GUARD-2424

- Colorful faux-wood tile top
- 24x24" Crystal Fire® Plus burner
- Distressed cedar paneled base is unique to each fire pit table, wood color and grain pattern will vary
- Grey glass burner cover included
- Access door conceals standard 20 lb. propane tank in base
- Optional GLASS GUARD-2424 and CVR5151
- 55,000 BTUs
- Made in USA

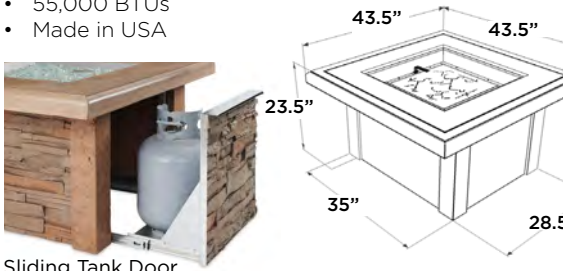


Sierra Square



SIERRA-2424-M-K

- Outdoor-rated faux stacked stone and durable Mocha Supercast™ top
- 24x24" Crystal Fire® Plus burner
- Matching recessed Supercast™ burner cover included
- Sliding tank door holds standard 20 lb. propane tank in base
- Optional GLASS GUARD-2424 and CVR4444
- 55,000 BTUs
- Made in USA

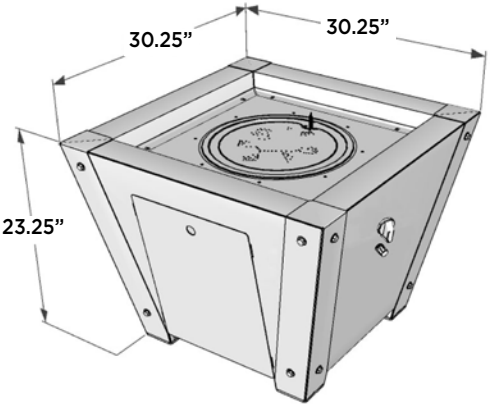


Sliding Tank Door

Axel



- Jet Grey powder-coated steel construction
- 16" round Crystal Fire® Plus burner insert inside 24x24" plate
- Grey glass burner cover included
- Optional GLASS GUARD-2424 and CVR3939
- Access door conceals standard 20 lb. propane tank in base
- 55,000 BTUs
- Made in USA



AX-16



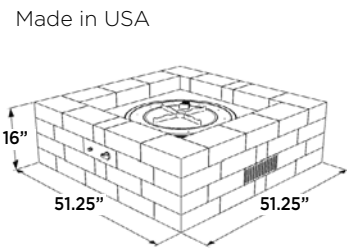
Bring home outside.

Bronson

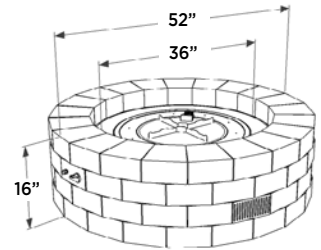


BRON5151-K

- Build your own gas fire pit with these all-in-one kits
- 28" round Crystal Fire® Plus burner insert and 42" square or round plate
- Includes pavers (round: 84, square: 64), control panel, 2 vent blocks, and tumbled lava rock (round: 54 lbs, square: 60 lbs)
- Does not fit 20 lb. propane tank in base
- Optional Charcoal Grey (BRON52-CG-TC) or Limestone Tan (BRON52-LT-TC) concrete top pieces - must order 4 for complete top for BRON52-K
- 105,000/106,000 BTUs
- Made in USA



BRON5151-K



BRON52-K



BRON52-K



BRON52-CG-TC, 1 piece - order 4 for complete top BRON52-LT-TC, 4 pieces

Ready-to-Finish Fire Pit Enclosures



RF60L

- G90 marine-grade galvanized steel framing, Hardiebacker® fiber cement board
- Time-saver for installation
- Includes 2 vents and a cut-out for a control panel (controls sold separately).
- Most do not include access door. Select models will fit Supercast™ top (not included) and include access door for 20 lb LP tank
- Crystal Fire® Plus burner sold separately
- Recommended for hardpiped natural gas or liquid propane installation
- Custom options available - contact to order
- Made in USA



RF72C with BI28DSILP/NG



RF72S



Specifications

ROUND

NAME	MODEL #	FITS BURNER # (MANUAL)**	FITS BURNER # (DSI)**	LENGTH	WIDTH	HEIGHT	WEIGHT
48" Round Ready-to-Finish Base*	RF48C	CFP30-K or BI28	CFP30DSILP/NG or BI28DSILP/NG	48"	48"	18"	82 lbs
60" Round Ready-to-Finish Base*	RF60C	N/A	CFP30DSILP/NG or BI28DSILP/NG	60"	60"	18"	109 lbs
72" Round Ready-to-Finish Base*	RF72C	N/A	CFP30DSILP/NG or BI28DSILP/NG	72"	72"	18"	142 lbs

SQUARE

NAME	MODEL #	FITS BURNER # (MANUAL)**	FITS BURNER # (DSI)**	LENGTH	WIDTH	HEIGHT	WEIGHT
48x48" Square Ready-to-Finish Base*	RF48S	CFP30-K or BI28	CFP30DSILP/NG or BI28DSILP/NG	48"	48"	18"	110 lbs
60x60" Square Ready-to-Finish Base*	RF60S	N/A	CFP30DSILP/NG or BI28DSILP/NG	60"	60"	18"	151 lbs
72x72" Square Ready-to-Finish Base*	RF72S	N/A	CFP30DSILP/NG or BI28DSILP/NG	72"	72"	18"	200 lbs

LINEAR

NAME	MODEL #	FITS BURNER # (MANUAL)**	FITS BURNER # (DSI)**	LENGTH	WIDTH	HEIGHT	WEIGHT
48x36" Linear Ready-to-Finish Base	RF48L	CFP1242-K or BP1242-A	CFP1242DSILP/NG or BP1242DSILP/NG-A	48"	36"	21"	100 lbs
60x36" Linear Ready-to-Finish Base	RF60L	CFP1242-K or BP1242-A	CFP1242DSILP/NG or BP1242DSILP/NG-A	60"	36"	21"	113 lbs
72x36" Linear Ready-to-Finish Base	RF72L	CFP1264 or BP1264-A	CFP1264DSILP/NG or BP1264DSILP/NG-A	72"	36"	18"	126 lbs
84x36" Linear Ready-to-Finish Base	RF84L	CFP1272 or BP1272-A	CFP1272DSILP/NG or BP1272LP/NG-A	84"	36"	18"	143 lbs
96x36" Linear Ready-to-Finish Base	RF96L	CFP1284-A or BP1284-A	CFP1284DSILP/NG or BP1284DSILP/NG-A	96"	36"	18"	160 lbs
108x36" Linear Ready-to-Finish Base	RF108L	CFP1296 or BP1296-A	CFP1296DSILP/NG or BP1296DSILP/NG-A	108"	36"	18"	175 lbs
120x36" Linear Ready-to-Finish Base	RF120L	CFP12108 or BP12108-A	CFP12108DSILP/NG or BP12120DSILP/NG-A	120"	36"	18"	200 lbs
132x36" Linear Ready-to-Finish Base	RF132L	CFP12120 or BI7114/BP12120	CFP12120DSI or BI7114DSI/BP12120	132"	36"	18"	225 lbs

*Includes aluminum top. Burner plate is not needed with these models.
**Burners and controls sold separately. See page 32 for manual options and page 40 for DSI options. Crystal Fire® Plus burners require a 1" thick top for proper top-mount installation.



OUTDOOR GAS FIREPLACES

OUTDOOR GAS FIREPLACES



RLFP-40MLP



Outdoor Gas Fireplaces

Make your outdoor room memorable with a beautiful gas fireplace. These gas fireplaces make a statement that your friends and family won't forget.



Custom RSTL-60DNG

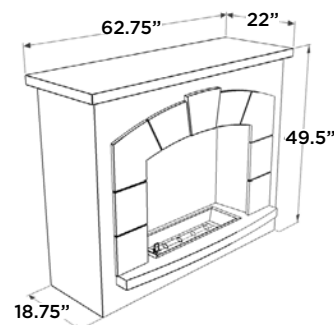
Stone Arch



SAFP-1224



- G90 Marine-grade galvanized frame system with fiber cement board and exterior Stony Creek stucco finish
- Marbleized Noche Supercast™ insert, mantel, and top cap
- Comes standard with 12x24" Crystal Fire® Plus burner
- Access door conceals standard 20 lb. propane tank in side of fireplace
- Optional decorative CF1224-LOG SET-K and CVR6422 protective cover
- Can be used on any flat surface
- Weight: 400 lbs.
- Made in USA



Ready-to-Finish See-Through and Single-Sided

- Structure made of G90 marine-grade galvanized steel framing
- Hardiebacker® fiber cement board
- Fireplace opening enclosure is lined with #304 stainless steel
- Includes Crystal Fire® Plus Burner Insert with Direct Spark Ignition & ignition controls
- Includes vents pre-installed, a cut-out for a control panel, and glass wind guard panels
- External controls, timers, e-stops, and fire media sold separately
- Can be used for liquid propane or natural gas installations
- 40" and 60" models include access door for standard 20 lb. liquid propane tank
- 40" model available with manual safety ignition system
- Made in USA



Access door on 40" and 60" models



RLFP-40DLP



RSTL-60DLP

Ready-to-Finish See-Through

ITEM	MODEL #	BTUs	OVERALL DIMENSIONS	VIEWING AREA DIMENSIONS	FIRE MEDIA
MANUAL IGNITION					
40" Ready-to-Finish Linear	RSTL-40MLP	80,000	72" L X 18.5" W X 48" H	40" W X 20" H	30 lbs
DIRECT SPARK IGNITION					
40" Ready-to-Finish Linear	RSTL-40DNG or RSTL-40DLP	80,000	72" L X 18.5" W X 48" H	40" W X 20" H	30 lbs
60" Ready-to-Finish Linear	RSTL-60DNG or RSTL-60DLP	100,000	92" L X 18.5" W X 48" H	60" W x 20" H	40 lbs
72" Ready-to-Finish Linear	RSTL-72DNG or RSTL-72DLP	100,000	108" L X 18.5" W X 48" H	72" W X 20" H	50 lbs
84" Ready-to-Finish Linear	RSTL-84DNG or RSTL-84DLP	120,000	120" L X 18.5" W X 48" H	84" W X 20" H	55 lbs
96" Ready-to-Finish Linear	RSTL-96DNG or RSTL-96DLP	130,000	132" L X 18.5" W X 48" H	96" W x 20" H	65 lbs
108" Ready-to-Finish Linear	RSTL-108DNG or RSTL-108DLP	140,000	144" L X 18.5" W X 48" H	108" W x 20" H	75 lbs
120" Ready-to-Finish Linear	RSTL-120DNG or RSTL-120DLP	140,000	156" L X 18.5" W X 48" H	120" W x 20" H	80 lbs

Ready-to-Finish Single-Sided

ITEM	MODEL #	BTUs	OVERALL DIMENSIONS	VIEWING AREA DIMENSIONS	FIRE MEDIA
MANUAL IGNITION					
40" Ready-to-Finish Linear	RLFP-40MNG or RFLP-40MLP	80,000	72" L X 18.5" W X 48" H	40" W X 20" H	30 lbs
DIRECT SPARK IGNITION					
40" Ready-to-Finish Linear	RLFP-40DNG or RFLP-40DLP	80,000	72" L X 18.5" W X 48" H	40" W X 20" H	30 lbs
60" Ready-to-Finish Linear	RLFP-60DNG or RFLP-60DLP	100,000	92" L X 18.5" W X 48" H	60" W x 20" H	40 lbs
72" Ready-to-Finish Linear	RLFP-72DNG or RFLP-72DLP	100,000	108" L X 18.5" W X 48" H	72" W X 20" H	50 lbs
84" Ready-to-Finish Linear	RLFP-84DNG or RFLP-84DLP	120,000	120" L X 18.5" W X 48" H	84" W X 20" H	55 lbs
96" Ready-to-Finish Linear	RLFP-96DNG or RFLP-96DLP	130,000	132" L X 18.5" W X 48" H	96" W x 20" H	65 lbs
108" Ready-to-Finish Linear	RLFP-108DNG or RFLP-108DLP	140,000	144" L X 18.5" W X 48" H	108" W x 20" H	75 lbs
120" Ready-to-Finish Linear	RLFP-120DNG or RFLP-120DLP	140,000	156" L X 18.5" W X 48" H	120" W x 20" H	80 lbs

Custom Options Available



Crystal Fire^{PLUS}
BURNERS

CRYSTAL FIRE® PLUS

CRYSTAL FIRE® PLUS	29
SPECIFICATIONS	30
DIY GAS FIRE PIT KITS	32
CONTROLS & OPTIONS	33



Crystal Fire^{PLUS} Burners

Patent pending burner technology to build the perfect fire.
We offer 20 Crystal Fire[®] Plus burners plus custom options. All burners are UL & ULC listed and tested for safety and quality. Crystal Fire[®] Plus burners are included with every OGC fire pit table and can be purchased separately for custom-built fire pits and installations.

All Crystal Fire[®] Plus burners and burner inserts

- Include a Variable Control Safety Valve, control panel, and clear tempered fire glass gems
- Higher BTU capacity for a brighter, taller, fuller, more yellow flame
- #304 commercial-grade stainless steel construction
- “Positive Connect” user experience with minimal gas connections for quick installation time
- Variable Control Safety Valve with safety ignition and safety shutdown operations
- Water safely drains away from burner through the perimeter of the pan
- Comes setup for connection to liquid propane but can be field-converted to natural gas
- Installation should be completed by a certified gas technician
- Burners and inserts above 12x64” include two valves and two control panels
- Patent Pending
- UL & ULC Listed to ANSI Z21.97-2017/CSA 2.41-2017 standard

What’s the difference between burners and burner inserts?

Choose a burner for overmount installations or burner insert with burner plate for undermount installations.

Burner pans hold fire media, while burner inserts use plates to hold fire media.

Burners display the stainless steel edges and flange. Burner inserts achieve a concealed look with no stainless steel visibility.

Both available for residential or commercial applications. See page 40 for contract and commercial options.

Find videos and more information at CrystalFirePlus.com.



ADJUSTABLE
FLAME



SAFETY
IGNITION &
SHUTDOWN



POSITIVE
CONNECT



SAFETY
TESTED



#304
STAINLESS
STEEL



OUTDOOR
RATED
CONSTRUCTION



LIMITED
LIFETIME
WARRANTY

HVDW-1224-K using CFP1224-K with optional GLASS GUARD-1224



ROUND

BURNER NAME	MODEL #	DIAMETER	HEIGHT	MAX BTU's LP/NG	FIRE MEDIA
12" Round Crystal Fire®	CF-12-DIY	12"	4.5"	20,000/19,500	5 lbs
20" Round Crystal Fire® Plus	CFP20-K	21.06"	5.39"	55,000/55,000	10 lbs
30" Round Crystal Fire® Plus	CFP30-K	32"	5.39"	106,000/105,000	25 lbs


SQUARE

BURNER NAME	MODEL #	LENGTH	WIDTH	HEIGHT	MAX BTU's LP/NG	FIRE MEDIA
24x24" Crystal Fire® Plus	CFP2424-K	25.75"	25.75"	4.63"	55,000/55,000	20 lbs

LINEAR

BURNER NAME	MODEL #	LENGTH	WIDTH	HEIGHT	MAX BTU's LP/NG	FIRE MEDIA
12x24" Crystal Fire® Plus*	CFP1224-K	25.63"	13.5"	4.81"	55,000/55,000	10 lbs
12x42" Crystal Fire® Plus*	CFP1242-K	42.6"	13.5"	4.81"	80,000/80,000	15 lbs
12x64" Crystal Fire® Plus	CFP1264	64.3"	13.5"	4.81"	100,000/100,000	20 lbs
12x72" Crystal Fire® Plus	CFP1272	72"	13.5"	4.81"	125,000/125,000	25 lbs
12x84" Crystal Fire® Plus	CFP1284	84"	13.5"	4.81"	140,000/140,000	25 lbs
12x96" Crystal Fire® Plus	CFP1296	96"	13.5"	4.81"	165,000/165,000	30 lbs
12x108" Crystal Fire® Plus	CFP12108	108"	13.5"	4.81"	180,000/180,000	35 lbs
12x120" Crystal Fire® Plus	CFP12120	120"	13.5"	4.81"	200,000/200,000	40 lbs
56" Wave*	WV-56-LP or WV-56-NG	55.63"	8"	13.88"	150,000/150,000	15 lbs

*Available for Direct Spark Ignition system only.
Higher BTU output orifice available for select models. Contact OGC for information. A Glass Wind Guard must be used if higher BTU output orifice is installed with any OGC fire table.



ROUND

ROUND BURNER INSERT + ROUND PLATE KITS*	KIT MODEL #**	DIAMETER	HEIGHT	BTUs LP/NG	MAXIMUM FIRE MEDIA***
16" Round Crystal Fire® Plus + 20" Round Plate	BP20RD-A	21.06"	4.82"	55,000/55,000	15 lbs
16" Round Crystal Fire® Plus + 24" Round Plate	BP24RD-A	24"	4.82"	55,000/55,000	20 lbs
28" Round Crystal Fire® Plus + 30" Round Plate	BP30RD-A	32"	4.82"	105,000/106,000	25 lbs
28" Round Crystal Fire® Plus + 36" Round Plate	BP36RD-A	36"	4.82"	105,000/106,000	50 lbs
28" Round Crystal Fire® Plus + 42" Round Plate	BP42RD-A	42"	4.82"	105,000/106,000	70 lbs
28" Round Crystal Fire® Plus + 48" Round Plate	BP48RD-A	48"	4.82"	105,000/106,000	90 lbs

SQUARE


ROUND BURNER INSERT + SQUARE PLATE KITS*	KIT MODEL #**	LENGTH	WIDTH	HEIGHT	BTUs LP/NG	MAXIMUM FIRE MEDIA***
16" Round Crystal Fire® Plus + 24" Square Plate	BP24S-A	24"	24"	4.2"	55,000/55,000	30 lbs
16" Round Crystal Fire® Plus + 30" Square Plate	BP30S-A	30"	30"	4.2"	55,000/55,000	45 lbs
28" Round Crystal Fire® Plus + 36" Square Plate	BP36S-A	36"	36"	4.2"	105,000/106,000	65 lbs
28" Round Crystal Fire® Plus + 42" Square Plate	BP42S-A	42"	42"	4.2"	105,000/106,000	90 lbs

LINEAR

LINEAR BURNER INSERT + LINEAR PLATE KITS*	KIT MODEL #**	LENGTH	WIDTH	HEIGHT	BTUs LP/NG	MAXIMUM FIRE MEDIA***
7x19" Crystal Fire® Plus + 12x24" Plate	BP1224-A	25.63"	13.5"	4.29"	55,000/55,000	15 lbs
7x19" Crystal Fire® Plus + 12x36" Plate	BP1236-A	36"	13.5"	4.29"	55,000/55,000	20 lbs
7x37" Crystal Fire® Plus + 12x42" Plate	BP1242-A	42.6"	13.5"	4.29"	80,000/80,000	20 lbs
7x37" Crystal Fire® Plus + 12x60" Plate	BP1260-A	60"	13.5"	4.29"	80,000/80,000	25 lbs
7x57" Crystal Fire® Plus + 12x64" Plate	BP1264-A	64.3"	13.5"	4.29"	100,000/100,000	25 lbs
7x66" Crystal Fire® Plus + 12x72" Plate	BP1272-A	72"	13.5"	4.29"	125,000/125,000	30 lbs
7x78" Crystal Fire® Plus + 12x84" Plate	BP1284-A	84"	13.5"	4.29"	140,000/140,000	30 lbs
7x90" Crystal Fire® Plus + 12x96" Plate	BP1296-A	96"	13.5"	4.29"	165,000/165,000	35 lbs
7x102" Crystal Fire® Plus + 12x108" Plate	BP12108-A	108"	13.5"	4.29"	180,000/180,000	40 lbs
7x114" Crystal Fire® Plus + 12x120" Plate	BP12120-A	120"	13.5"	4.29"	200,000/200,000	45 lbs

*Specifications for Burner Plate include the corresponding Burner Insert installed.
**Burner Plate Kits include corresponding burner insert, burner plate, control panel, and clear tempered glass gems.
***Depending on your application, you may need less fire media than the suggested amount. Contact OGC for further assistance.
Higher BTU output orifice available for select models. Contact OGC for information. A Glass Wind Guard must be used if higher BTU output orifice is installed with any OGC fire table.

Do-It-Yourself Gas Fire Pit Kits



- Build your own gas fire pit with a DIY kit
- Includes Crystal Fire® Plus burner insert, burner plate, control panel, 2 vent blocks, and clear tempered glass gems
- Pavers not included - check out the Brunson kits with included pavers
- Does not fit 20 lb. propane tank in base
- Made in USA

BP30S-A



VCSV-DIY-CP



VENT BLOCK BLACK



CFG-D

NAME	MODEL #	INCLUDED BURNER INSERT + PLATE KIT	MAX BTU's LP/NG	INCLUDED CLEAR TEMPERED GLASS GEMS
24" Round Do-It-Yourself Kit	DIY-24RD-K	BP24RD-A	55,000/55,000	24 lbs
36" Round Do-It-Yourself Kit	DIY-36RD-K	BP36RD-A	106,000/105,000	36 lbs
42" Round Do-It-Yourself Kit	DIY-42RD-K	BP42RD-A	106,000/105,000	60 lbs
48" Round Do-It-Yourself Kit	DIY-48RD-K	BP48RD-A	106,000/105,000	96 lbs
24" Square Do-It-Yourself Kit	DIY-2424S-K	BP24S-A	55,000/55,000	24 lbs
30" Square Do-It-Yourself Kit	DIY-3030S-K	BP30S-A	55,000/55,000	36 lbs
36" Square Do-It-Yourself Kit	DIY-3636S-K	BP36S-A	106,000/105,000	48 lbs
42" Square Do-It-Yourself Kit	DIY-4242S-K	BP42S-A	106,000/105,000	96 lbs



BRON5151-K

SEE PAGE #21 FOR THE COMPLETE BRONSON KIT INCLUDING PAVERS

Controls, Ignitions, & Options

VARIABLE CONTROL SAFETY VALVE SYSTEM



VCSV-CP



- Included with every standard Crystal Fire® Plus burner and fire table
- If flame is not sensed for any reason, the flow of gas to the burner will safely shut down
- Adjustable flame operation
- Black powder-coated panel with Black plastic knob and sparker
- For liquid propane or natural gas
- Gas key optional
- 6.375" H x 3.5" W

DIY CONTROL PANEL



VCSV-DIY-CP

- Order for use with Variable Control Safety Valve (VCSV-DIY-CP) or Direct Spark Ignition (DSI-DIY-CP)
- For use with custom or hardscape block applications
- 4" H x 9.5" W x 3" D

VENT BLOCK & VENT PLATE



VENT BLOCK BLACK



21005

- Crystal Fire® Plus Burners require ventilation for any DIY or field-installed application
- Vent Block (VENT BLOCK BLACK) is 4" H x 8.5" W x 4" D black powder-coated steel
- Vent Plate (21005) is 3" H x 12" W brushed stainless steel

CHECK OUT PAGE #22
FOR READY-TO-FINISH FIRE PIT BASES TO COMPLETE YOUR PROJECT



RF72C



RF72S



CONTRACT & COMMERCIAL

CONTRACT & COMMERCIAL

CRYSTAL FIRE® PLUS	36
SPECIFICATIONS	38
CONTROLS	40



Contract & Commercial

Any Outdoor GreatRoom Company™ product can be outfitted for contract, trade, and commercial spaces. We offer Crystal Fire® Plus Burners, 40+ ready-to-light fire tables, ready-to-finish options, plus full custom capabilities. Perfect for multi-family residences, hotels, sports, and concert venues, restaurants, and more. Visit OutdoorRooms.com/Contract or email sales@outdoorrooms.com to get started.

Crystal Fire^{PLUS} Commercial Burners



Commercial Crystal Fire® Plus burners and burner inserts include a Direct Spark Ignition (DSI) System, control panel, emergency stop button, and clear tempered fire glass gems. Crystal Fire® Plus burners and burner inserts are UL and ULC Listed to ANSI Z21.97-2017/CSA 2.41-2017 standard.

Choose a burner for overmount installations or burner insert with burner plate for undermount installations. Any of our standard fire pit or fireplace models can be outfitted for commercial use. Custom options also available - see page 46.

Find videos and more information at CrystalFirePlus.com.

- Direct Spark Ignition System with On/Off operation
- Flame can be automatically ignited with a single control either on the fire pit or nearby surface
- If flame is not sensed for any reason, the flow of gas to the burner will safely shut down
- DSI System comes set up to run on 110V, or optional battery operation (CF-DSI-BP)
- Not field-convertible - Order specific for liquid propane or natural gas
- Includes Red Emergency Stop Button
- Optional remote (CF-DSI-R) and Bluetooth® smart app (DSI-SA) sold separately
- Timer, wall switch, and other control panel configurations sold separately
- Ventilation required for field-installed burner enclosures
- Installation should be completed by a certified gas technician
- Patent Pending
- UL & ULC Listed

BEFORE SELECTING YOUR BURNER

INSTALLATION SITE

Is your burner going into an already built surround or will you need a fire table or ready-to-finish base for your burner?

HOW WILL YOUR BURNER BE MOUNTED?

Whether you are looking for a top mount or undermount application, we have the burner for you. Choose from Drop-In or Burner Inserts.

INSTALLATION OPENING

What size and shape is your installation opening? Choose from our stocked burners or burner inserts plus burner plate to fit your space. If a stocked option is not available, ask us about custom options.

OPERATION & CONTROLS

Do you want controls available for public use or in a more secure setting? Choose controls to meet the requirements for your application.





ROUND

BURNER NAME	MODEL #	DIAMETER	HEIGHT	BTU's LP/NG	FIRE MEDIA
20" Crystal Fire® Plus	CFP20DSILP or CFP20DSING	21.06"	11.71"	70,000/77,500	10 lbs
30" Crystal Fire® Plus	CFP30DSILP or CFP30DSING	32"	11.2"	101,000/100,000	25 lbs

SQUARE

BURNER NAME	MODEL #	LENGTH	WIDTH	HEIGHT	MAX BTU's LP/NG	FIRE MEDIA
24x24" Crystal Fire® Plus	CFP2424DSILP or CFP2424DSING	25.75"	25.75"	14.71"	70,000/70,000	20 lbs

LINEAR

BURNER NAME	MODEL #	LENGTH	WIDTH	HEIGHT	BTU's LP/NG	FIRE MEDIA
12x24" Crystal Fire® Plus	CFP1224DSILP or CFP1224DSING	25.63"	13.5"	14.39"	75,000/75,000	10 lbs
12x42" Crystal Fire® Plus	CFP1242DSILP or CFP1242DSING	42.6"	13.5"	14.38"	100,000/100,000	15 lbs
12x64" Crystal Fire® Plus	CFP1264DSILP or CFP1264DSING	64.3"	13.5"	14.38"	100,000/100,000	20 lbs
12x72" Crystal Fire® Plus	CFP1272DSILP or CFP1272DSING	72"	13.5"	14.38"	100,000/100,000	25 lbs
12x84" Crystal Fire® Plus	CFP1284DSILP or CFP1284DSING	84"	13.5"	14.38"	120,000/120,000	25 lbs
12x96" Crystal Fire® Plus	CFP1296DSILP or CFP1296DSING	96"	13.5"	14.38"	130,000/130,000	30 lbs
12x108" Crystal Fire® Plus	CFP12108DSILP or CFP12108DSING	108"	13.5"	14.38"	140,000/140,000	35 lbs
12x120" Crystal Fire® Plus	CFP12120DSILP or CFP12120DSING	120"	13.5"	14.38"	140,000/140,000	40 lbs
56" Wave	WV-56-LP or WV-56-NG	55.63"	8"	13.88"	150,000/150,000	15 lbs



ROUND

ROUND BURNER INSERT + ROUND PLATE*	LP MODEL #	NG MODEL #	DIAMETER	HEIGHT	MAX BTUs LP/NG	MAXIMUM FIRE MEDIA**
16" Round Crystal Fire® Plus + 20" Round Plate	BP20RDDSILP-A	BP20RDDSING-A	21.06"	15.3"	70,000/77,500	15 lbs
16" Round Crystal Fire® Plus + 24" Round Plate	BP24RDDSILP-A	BP24RDDSING-A	24"	15.3"	70,000/77,500	20 lbs
28" Round Crystal Fire® Plus + 30" Round Plate	BP30RDDSILP-A	BP30RDDSING-A	32"	14.61"	100,000/101,000	25 lbs
28" Round Crystal Fire® Plus + 36" Round Plate	BP36RDDSILP-A	BP36RDDSING-A	36"	14.61"	100,000/101,000	50 lbs
28" Round Crystal Fire® Plus + 42" Round Plate	BP42RDDSILP-A	BP42RDDSING-A	42"	14.61"	100,000/101,000	70 lbs
28" Round Crystal Fire® Plus + 48" Round Plat	BP48RDDSILP-A	BP48RDDSING-A	48"	14.61"	100,000/101,000	90 lbs

SQUARE

ROUND BURNER INSERT + SQUARE PLATE*	LP MODEL #	NG MODEL #	LENGTH	WIDTH	HEIGHT	MAX BTUs LP/NG	MAXIMUM FIRE MEDIA**
16" Round Crystal Fire® Plus + 24" Square Plate	BP24SDSILP-A	BP24SDSING-A	24"	24"	14.66"	70,000/77,500	30 lbs
16" Round Crystal Fire® Plus + 30" Square Plate	BP30SDSILP-A	BP30SDSING-A	30"	30"	14.66"	70,000/77,500	45 lbs
28" Round Crystal Fire® Plus + 36" Square Plate	BP36SDSILP-A	BP36SDSING-A	36"	36"	14.66"	100,000/101,000	65 lbs
28" Round Crystal Fire® Plus + 42" Square Plate	BP42SDSILP-A	BP42SDSING-A	42"	42"	14.66"	100,000/101,000	90 lbs

LINEAR

LINEAR BURNER INSERT + LINEAR PLATE*	LP MODEL #	NG MODEL #	LENGTH	WIDTH	HEIGHT	MAX BTUs LP/NG	MAXIMUM FIRE MEDIA**
7x19" Crystal Fire® Plus + 12x24" Plate	BP1224DSILP-A	BP1224DSING-A	25.63"	13.5"	14.24"	75,000/75,000	15 lbs
7x19" Crystal Fire® Plus + 12x36" Plate	BP1236DSILP-A	BP1236DSING-A	36"	13.5"	14.24"	75,000/75,000	20 lbs
7x37" Crystal Fire® Plus + 12x42" Plate	BP1242DSILP-A	BP1242DSING-A	42.6"	13.5"	14.24"	100,000/100,000	20 lbs
7x37" Crystal Fire® Plus + 12x60" Plate	BP1260DSILP-A	BP1260DSING-A	60"	13.5"	14.24"	100,000/100,000	25 lbs
7x57" Crystal Fire® Plus + 12x64" Plate	BP1264DSILP-A	BP1264DSING-A	64.3"	13.5"	14.39"	100,000/100,000	25 lbs
7x66" Crystal Fire® Plus + 12x72" Plate	BP1272DSILP-A	BP1272DSING-A	72"	13.5"	14.26"	100,000/100,000	30 lbs
7x78" Crystal Fire® Plus + 12x84" Plate	BP1284DSILP-A	BP1284DSING-A	84"	13.5"	14.26"	120,000/120,000	30 lbs
7x90" Crystal Fire® Plus + 12x96" Plate	BP1296DSILP-A	BP1296DSING-A	96"	13.5"	14.26"	130,000/130,000	35 lbs
7x102" Crystal Fire® Plus + 12x108" Plate	BP12108DSILP-A	BP12108DSING-A	108"	13.5"	14.26"	140,000/140,000	40 lbs
7x114" Crystal Fire® Plus + 12x120" Plate	BP12120DSILP-A	BP12120DSING-A	120"	13.5"	14.26"	140,000/140,000	45 lbs

*Specifications for Burner Plate include the corresponding Burner Insert installed. Burner Plate Kits include corresponding burner insert, burner plate, control panel, and clear tempered glass gems. Individual components also available.
**Depending on your application, you may need less fire media than the suggested amount. Contact OGC for assistance.

CONTROLS ON APPLIANCE

TIMERS



- Available in 1-hour and 4-hour options
- Timer replaces controls for DSI System
- Timer is built into control panel
- Includes Switch Bypass (CF-DSI-SB)
- Black powder-coated panel with white knob
- 6.375" H x 3.5" W

CONTROLS AWAY FROM APPLIANCE

EMERGENCY STOP



- Emergency Stop Button
- Included with the Direct Spark Ignition System
- Includes Switch Bypass (CF-DSI-SB)
- Black powder-coated panel with red plastic Emergency Stop Button
- 4.5" H x 2.625" W

ON/OFF WALL SWITCH AND EMERGENCY STOP



- On/Off Wall Switch with punch out for Emergency Stop Button (button included with DSI package)
- Replaces controls for DSI System
- For applications away from the appliance (i.e. wall)
- Includes Switch Bypass (CF-DSI-SB)
- Black powder-coated panel with black switch
- 4.5" H x 4.625" W

TIMER AND EMERGENCY STOP



- Four-hour Timer with punch out for Emergency Stop Button (button included with DSI package)
- Replaces controls for DSI System
- Includes Switch Bypass (CF-DSI-SB)
- For applications away from the appliance (i.e. wall)
- Black powder-coated panel with white timer knob
- 4.5" H x 4.625" W

RESIDENTIAL BLUETOOTH® SMART APP FOR DIRECT SPARK IGNITION SYSTEM



- Ignite your fire pit or fireplace from your smart device
- Convenient timer automatically turns off fire pit
- User-friendly app offers easy installation and syncing process
- Syncs over Bluetooth®
- Available for use with all Direct Spark Ignition systems
- Compatible with iOS and Android
- For residential use only



Uptown Fire Pit Table at Hampton Inn Hotel
Williamsport, PA, USA

ONE-STOP-SHOP

Let The Outdoor GreatRoom Company™ simplify the process of outfitting your commercial or contract space with safe, commercially-rated gas fire products, handcrafted to stand the test of time. We offer ready-to-light fire tables, Crystal Fire® Plus burners, and full custom products for any commercial or contract space.

SAFETY TESTED

All fire tables and Crystal Fire® Plus Burners are UL and ULC Listed to ANSI Z21.97-2017/CSA 2.41-2017 standard. They undergo rigorous wind, rain, corrosion, component, and construction testing to exceed the required standards.

COMMERCIAL-GRADE

All products are made of high-quality commercial-grade materials. Built to withstand the elements and frequent use. Additional safety features are standard for commercial applications to ensure a safe user experience.

BUILT TO LAST

Crystal Fire® Plus Burners are the most reliable and best gas fire burners on the market. We stand behind the #304 stainless steel construction with a limited lifetime warranty. Our Supercast™ Glass Fiber Reinforced Concrete is half the weight of traditional concrete and 10 times the strength. All materials used are rated for outdoor use.




CUSTOM
FIRE

CUSTOM FIRE



Custom Fire

Create your own custom fire pit table or fireplace built to order. Perfect for residential, commercial, or multi-family properties. Visit [outdoorrooms.com/custom](https://www.outdoorrooms.com/custom) or call 1.866.303.4028 to get started.



CUSTOM FIRE PIT TABLES AND FIREPLACES

- Customize many of our standard fire pit tables and fireplaces or create your own unique look
- Common materials used are stucco, Supercast™, tile, and metal, but more options are available
- Size and shape to fit your design
- Custom fire tables for use with Direct Spark Ignition must be at least 13" tall for use with round burners, and 16" tall for use with linear or square burners
- Other upgrades include: LED underlighting, personalized engraved Supercast™, custom glass guards, custom burner covers, and more
- UL & ULC Listed Crystal Fire® Plus burners and inserts
- Made in USA



Custom Finishes

We offer several standard finishes or can deliver a complete, ready-to-finish system that can be finished on-site with your own materials. Our materials and construction methods are designed to last. For a custom material, tile, or countertop, consult our sales staff. Other materials may include solid granite or granite tile, wood accents, stone, metal, etc. Actual finish colors may vary.

SUPERCAST™




MOCHA




MARBLEIZED NOCHE



WHITE ONYX



NATURAL GREY



POLISHED MIDNIGHT MIST



ANTIQUE TIMBER




WASHED CEDAR



MARBLEIZED MOCHA



POLISHED MOCHA




DEEP BLACK

STUCCO



SERENGETI




MIDNIGHT STORM



NAPA VALLEY



RIDGE BROWN




STONY CREEK



VAN DYKE




BLACK FLECK




FERROS


METAL




PEWTER CRATER




LUVERNE BLACK




JET GREY




ARCHITECTURAL BRONZE




SEDONA BROWN




WHITE



DORA BROWN



GRAPHITE GREY



GET INSPIRED AT [OUTDOORROOMS.COM/CUSTOM](https://www.outdoorrooms.com/custom)



ACCESSORIES

ACCESSORIES

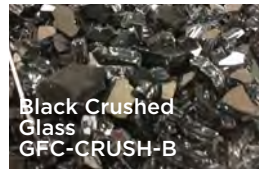
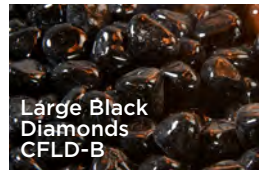

KN-1224 with FWG-1224 and LAVA-BLK



Accessories


No fire pit table is complete without adding your own signature look. Easily customize your fire pit table with glass guards, fire glass, lava rock, burner covers, protective covers, and more!

Glass and Fire Media


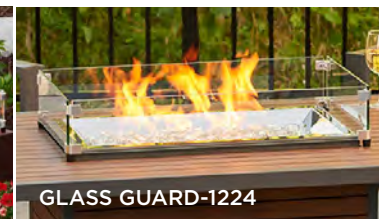



Tempered fire glass lights up the fire pit table with an ember-like glow. Complete your gas fire pit table or fireplace with beautiful tempered fire glass or lava rock. Choose from many shapes, sizes, and colors to create a custom look — you can even mix and match!

- Tempered fire glass comes in packaging that is easy to store & display
- Clear Tempered Fire Glass Gems included with all fire pit tables & fireplaces
- Lava Rock & Tumbled Lava Rock
- Realistic-looking Outdoor Ceramic Fiber Log Set



Glass Wind Guards



Glass wind guards not only add a layer of protection between the flame, wind, little hands, pets, and debris, but also looks beautiful with the reflection of the dancing flames. Glass guards available to fit any standard Crystal Fire® Plus Burner.

- Reduces wind effect and provides safety barrier for children & animals
- Tempered glass
- Stainless Steel hardware
- Easy to set up & clean
- Custom options available.

Folding Wind Guards



The convenience of a glass wind guard and burner cover in one. Place the panes of glass up to protect the flame from the wind, and place them down to cover your burner when not in use. Available in two sizes: 12x24" (FWG-1224) and 12x42" (FWG-1242.) Patent Pending.

- Sits on top of burner trim
- Clear tempered glass
- Stainless Steel hardware
- Easy to set up & clean


Stainless Steel Top



Complement the unique look of the 54" and 72" Cove Linear Gas Fire Pit Tables (CV-54, CV-72) with this modern stainless steel top. Enjoy the dancing flames as they reflect off of the eye-catching stainless steel design. Easy-to-clean and perfect to add an upgraded look to your commercial patio space. Available in two sizes: 54" (SS54T) and 72" (SS72T)


- Stainless Steel construction
- Sits on top of fire pit table base
- Easy to clean

Burner Covers



Turn your beautiful fire pit into a functional table by covering the burner with one of our stylish burner covers. Covers also add an extra layer of protection from rain and debris when not in use.

- Grey glass burner covers included with most fire pit tables, available for all burner sizes
- Add a lazy susan ring to any of our round burner covers
- Select Supercast™ tables come with matching Supercast™ burner cover
- Add a stainless steel burner cover to CV-54, CV-72, or other select linear models
- Custom options available



Protective Covers



Protect your investment with protective covers from OGC! Great for storing items long term or for everyday use.

- Available for most fire pit tables, fireplaces, and 20 lb. LP tank
- Tan polyester fabric stays cool to the touch
- Tear-resistant, rip-stop laminating
- Drawstring cord at bottom to secure to fire pit
- Polyester velvet interior protects finished surfaces and materials
- One-way breathability: exterior is water resistant, while being one way breathable to let any interior moisture out.

LED Light Kit



Upgrade your gas fire pit table with the eye-catching LED light kit. Multiple color options ensure the perfect ambiance in your outdoor space. Set one color or rotate through all of them to grab guests' attention. Available in mid-2021.

- Add to any fire pit table
- Multiple color options and settings
- Perfect addition to a custom or commercial project



INTRIGUE
OUTDOOR
LANTERN

INTRIGUE LANTERN



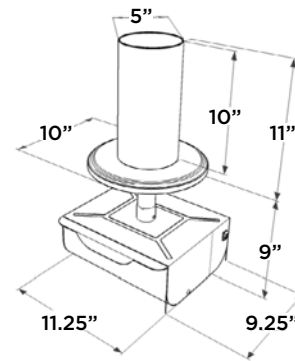
Intrigue Collection

Create instant ambiance anywhere, any time with a UL listed spinning Venturi flame Intrigue Outdoor Lantern. The Intrigue lantern is clean-burning, easy to use, and fits any style space. Now you can have friends and family come together around a swirling, glowing fire.

Intrigue Tabletop Outdoor Lantern



- Spinning Venturi flame designed to fit any table with an umbrella hole from 1.4" - 4"
- Easy to assemble
- UL & ULC Listed
- Dora Brown powder-coated finish
- Single glass cylinder
- Use with 1 lb. LP tank
- For outdoor use only
- Includes black rubber glass lid
- Optional CVRINT protective cover



INT-EZ



INT-EZ



OUTDOOR FURNITURE

OUTDOOR FURNITURE



Outdoor Furniture

Comfortable furniture makes any outdoor room complete. Our furniture is functional and beautiful. Add a fire pit table for ambiance. Now you have a comfortable gathering place to relax or entertain with family and friends.

Lyndale Swivel Rocking Chairs



LSR-CS with optional LSR-CPL

- Graphite Grey powder-coated aluminum frame
- Deep seating for added comfort
- Sunbrella® fabric in Cast Ash or Cast Slate with piping
- Optional Cove Pebble Lumbar pillow sold separately
- Velcro® strap on back cushion to secure to frame
- Sold in sets of 2



LSR-CA with optional LSR-CPL

Kenwood Collection Benches



KW-LB and KW-SB

- Brown composite decking
- Graphite Grey powder-coated aluminum frame
- 14" depth; long bench is 68", short bench is 24"
- Pair with Kenwood Dining Fire Pit Table, short bench also pairs with Kenwood 1224 Chat Fire Table
- Benches sold individually



KW-LB and KW-SB with KW-1242-K and LSR-CS

Empire Bar Stools



EMPIRE-BAR

- Outdoor-rated fabric padded sling in Taupe
- Powder-coated aluminum frame in Dora Brown finish
- Swivel Bar Stool is the perfect height for pub tables & outdoor kitchens
- Set of 2



EMPIRE-BAR

Naples Bar Stools



NAPLES-4030-L

- Outdoor resin wicker in Leather color
- Powder-coated aluminum frames in Dora Brown finish
- Swivel bar stool
- Perfect height for Pub Tables and Outdoor Kitchens
- Set of 2



Resin Wicker for long-lasting outdoor use

Darien Chairs



DAR-CH

- Grey powder-coated aluminum frame with Myanmar Teak accents - Grade A teak
- Cushions provide deep, comfy seating
- Outdoor-rated design
- Grey fabric is outdoor-rated Olefin
- Set of 2



DAR-CH with DAR-1224-EBG-K



CUSTOM OUTDOOR KITCHENS


OUTDOOR KITCHENS





Custom Outdoor Kitchens

Create your own custom outdoor kitchen island built to order. You create the dream, we create the reality. Call 1.866.303.4028 or contact sales@outdoorrooms.com to get started.



Custom Outdoor Kitchens

- Available in ready-to-finish and finished options
- Determine your space, take measurements
- Think about the layout and desired appliances or accessories
- Choose your custom finishes or select ready-to-finish for finishing on-site
- Submit your sketch and email sales@outdoorrooms.com or fill out the form at outdoorrooms.com/custom
- More information can be found at outdoorrooms.com/custom
- Love the final product? Send us photos! Submit your own photos to marketing@outdoorrooms.com

Layout & Accessories

Once the layout of your outdoor kitchen is complete, choose from our complete line of commercial grade #304 Stainless Steel accessories designed to custom fit your outdoor kitchen. Crystal Fire® Plus Burners can also be built into outdoor kitchen islands. Want something you don't see here? Let us know and we can add that to your outdoor kitchen for you!

DRAWERS



DOORS



KITCHEN ACCESSORIES



Accessory Specifications*

DRAWERS	LENGTH	WIDTH	HEIGHT	DOORS	LENGTH	WIDTH	HEIGHT	ACCESSORIES	LENGTH	WIDTH	HEIGHT
CD2DRW	21"	28.25"	19"	17SNG	N/A	17.13"	24.13"	DAR044A5BSLDD	21"	21.25"	33.5"
2DRW	21"	17.13"	12.75"	27DAD	N/A	25.13"	18.88"	SINK	14.5"	14.5"	6" below w/ 9" faucet above
1DRW	21"	17.13"	6.25"	30DAD	N/A	28.13"	18.88"				
3DRW	21"	17.13"	24.25"								
ICEDRW-INS	20.75"	26.13"	19.63"					PTDISP	8.25"	14"	8.75"
*all dimensions listed are cut-out specifications								FRIDGE-TK	N/A	23.75"	34.6"
								TRASHRO	16"	17.25"	24.25"

Custom Finishes

We offer several standard finishes or can deliver a complete, ready-to-finish system that can be finished on-site. Our materials and construction methods are designed to last. For a custom material, tile, or countertop, consult our sales staff. Other materials may include solid granite or granite tile, wood accents, stone, metal, etc. Actual finish colors may vary.

SUPERCAST™



STUCCO





GALLERY COLLECTION INDOOR FIREPLACES

BUILT-IN LINEAR	65
ELECTRIC INSERTS	66
HIGHLAND GAS INSERT	67





Gallery Collection Indoor Fireplaces

With both electric and gas fireplace options, we have something for everyone. Each model is either UL, ULC, or CSA listed for safety, fits any room style, and is easy to use. Great for residential, multi-family buildings, and commercial spaces.



GBL-64 with cool blue lighting
shown with Tavern Brown 72" Mantel

Built-in Linear Electric Fireplace

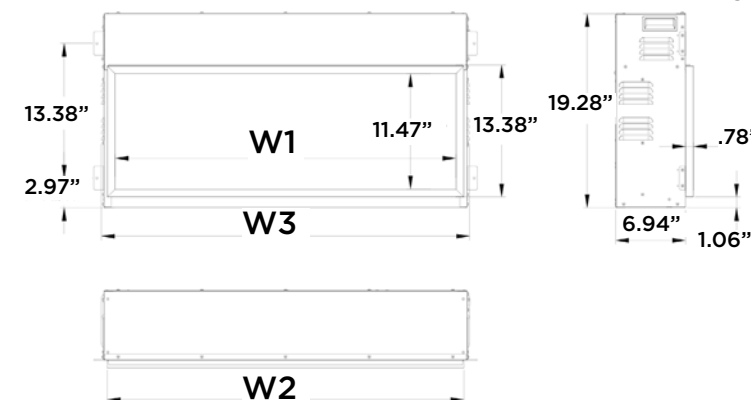


GBL-44 with amber lighting

Modern elegance for any room!
The Linear Built-In Electric Fireplace is the perfect addition to any contemporary space. Turn the heat on to warm your room or turn off if you just want the ambiance of the glowing flames. This striking electric fireplace is sure to add ambiance to any room: kitchen, bedroom, game room, living room and more! Great for new construction and remodeling.

- Clean "flush finish" installation
- Super quiet operation
- Adds warmth and comfort to any room
- High efficiency Phillips™ brand LED lighting
- Can turn heat on or off and keep the flame for ambiance
- 4 brightness/color options- from crystal clear intense amber flame to a cool blue relaxing flame
- 1300 watt heater
- Operating costs as low as a penny per day with flame and backlighting, and 9-18 cents per hour with the heater on.
- Full feature remote control thermostat with sleep timer
- CSA tested and approved for safety

Specifications



MODEL	W1	W2	W3
GBL-44	41.5"	43.13"	44.25"
GBL-64	61.25"	62.75"	63.94"

REMOTE FEATURES

- adjustable realistic-looking flame
- adjustable ambient backlighting
- fan for heat
- adjustable thermostat
- timer



Electric Fireplace Inserts



Zero Clearance Insert with 36" Surround and Heritage Cabinet
GI-32-ZC with IS-36-ZC and HTG-W

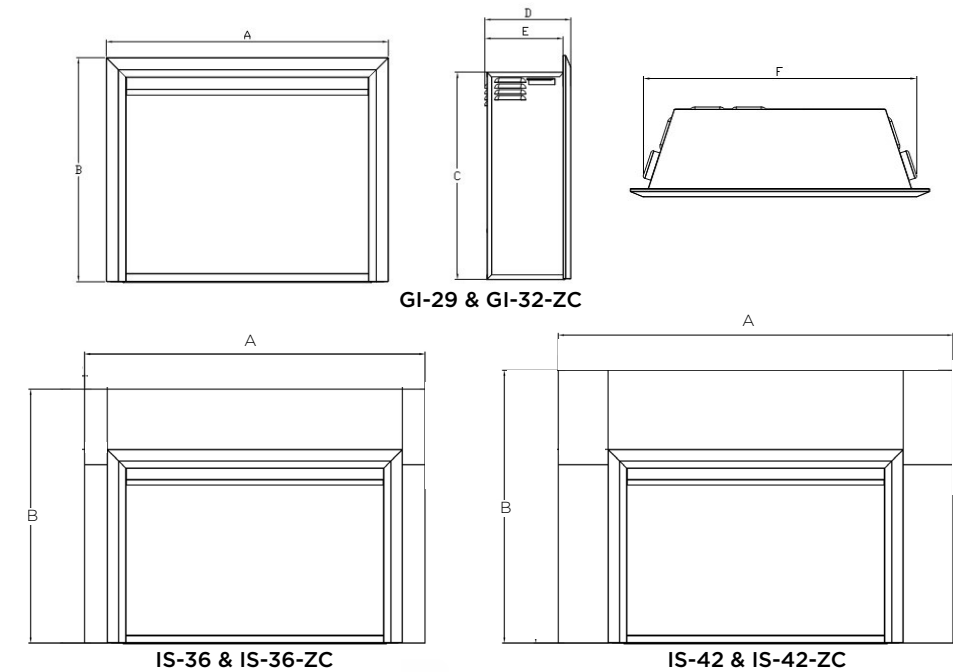


Optional Black powder-coated bottom 4" trim surround piece
available for finishing zero clearance front in pre-
existing fireplace (IS-36-ZC-B or IS-42-ZC-B)

Can be installed virtually anywhere in your home but is designed for installing into existing fireplaces. With two sizes of inserts and two sizes of fronts, you can find something to fit most sizes of existing masonry wood-burning fireplaces. Turn any traditional fireplace into an easy-to-use, clean, and efficient electric fireplace in minutes.

Specifications

MODEL	A	B	C	D	E	F
GI-29	28.5"	22.63"	21"	8.75"	8.38"	26.13"
IS-36	36.25"	27"	-	-	-	-
IS-42	42.25"	28.25"	-	-	-	-
GI-32-ZC	31.44"	20.56"	19"	8.75"	8"	29.25"
IS-36-ZC	36.25"	27"	-	-	-	-
IS-42-ZC	42"	29"	-	-	-	-



- Two models: Regular and Zero Clearance
- Use virtually anywhere in your home
- Operating costs as low as a penny per day with flame and backlighting, and 9-18 cents per hour with the heater on
- Realistic-looking fire, logs, and ember bed— choose your flame intensity
- Faux brick background
- LED flame, log, ember bed, and background lighting
- 1500 watt heater
- Full feature remote control
- Ultra quiet 2 speed heater fan
- High impact tempered glass front
- Operates on standard 120 volt plug-in

REMOTE FEATURES

- adjustable realistic-looking flame
- adjustable ambient backlighting
- adjustable realistic ember bed lighting
- fan for heat



Highland Gas Fireplace Insert



Highland Gas Insert with Arched Front
HGI-31 with HGI-ISAF

Multiple flame and fan settings allow you to dial in your preference, enjoy the fire for hours, and warm up your room. This direct vent gas insert fits a variety of existing fireplaces. Complete your look with one of three front surrounds. Available with traditional log set or modern glass.

- Order for Liquid Propane (HGI-31LP) or Natural Gas (HGI-31)
- Choose the traditional log set (HGI-31/HGI-31LP pictured left) or upgrade the Modern Hearth Accessory Kit
- Traditional log set package includes: Ceramic fiber brick refractory and logs, fire glass and embers
- Modern Hearth Accessory Kit includes: 3 bags Clear Tempered Fire Glass Gems
- 3 optional fronts: Traditional, Modern, Arched
- Heat radiating ceramic glass front
- Clear view screen
- Multi-function remote
- 5 flame settings
- 90 CFM 3 speed fan with LED fan indicator light (blue)
- LED Ember Bed (orange and red)
- BTU NG - Max 24,400 / Min 19,100
- BTU LP - Max 22,000 / Min 16,500
- UL & ULC listed to ANSI Z21.50 Vented Gas Fireplaces

Choose Your Front



Arched Front
HGI-ISAF

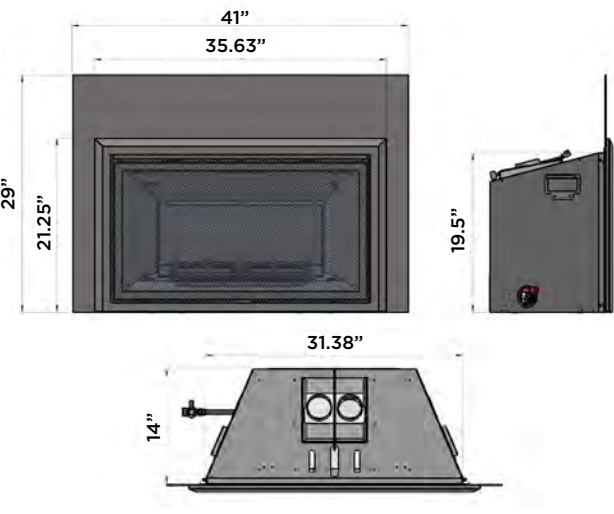


Traditional Front
HGI-ISTF



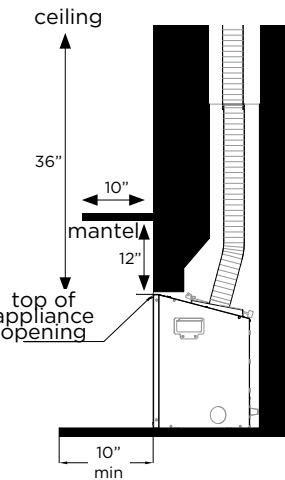
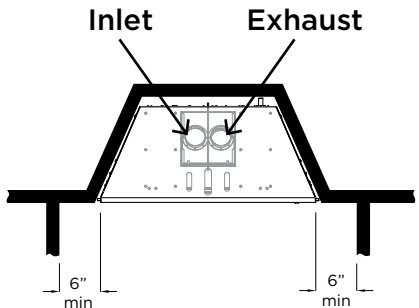
Modern Front
HGI-ISMF

Specifications



Framing Clearances

	minimum clearance to combustible
side walls	6 inches"
ceiling	36"
front of appliance	10"
mantel	12" for a 10" deep mantel





GALLERY
COLLECTION
MANTELS &
ACCESSORIES

MANTELS & ACCESSORIES





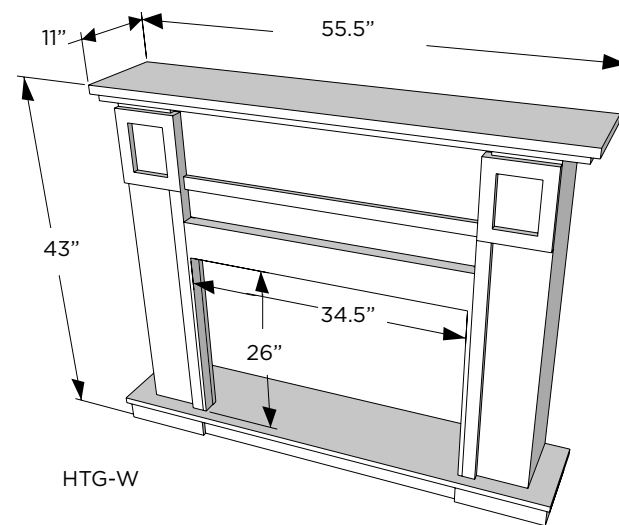
Gallery Collection Mantels & Accessories

Complement your gas or electric fireplace with a Non-Combustible Supercast™ Concrete Mantel or your electric insert with our Heritage Fireplace Cabinet.

Heritage Cabinet



- Available for the Zero Clearance Electric Fireplace Insert (GI-32-ZC) with 36" surround (IS-36-ZC) electric fireplace
- Painted white finish
- White Cabinet Only, fire box and decorative front surround sold separately.



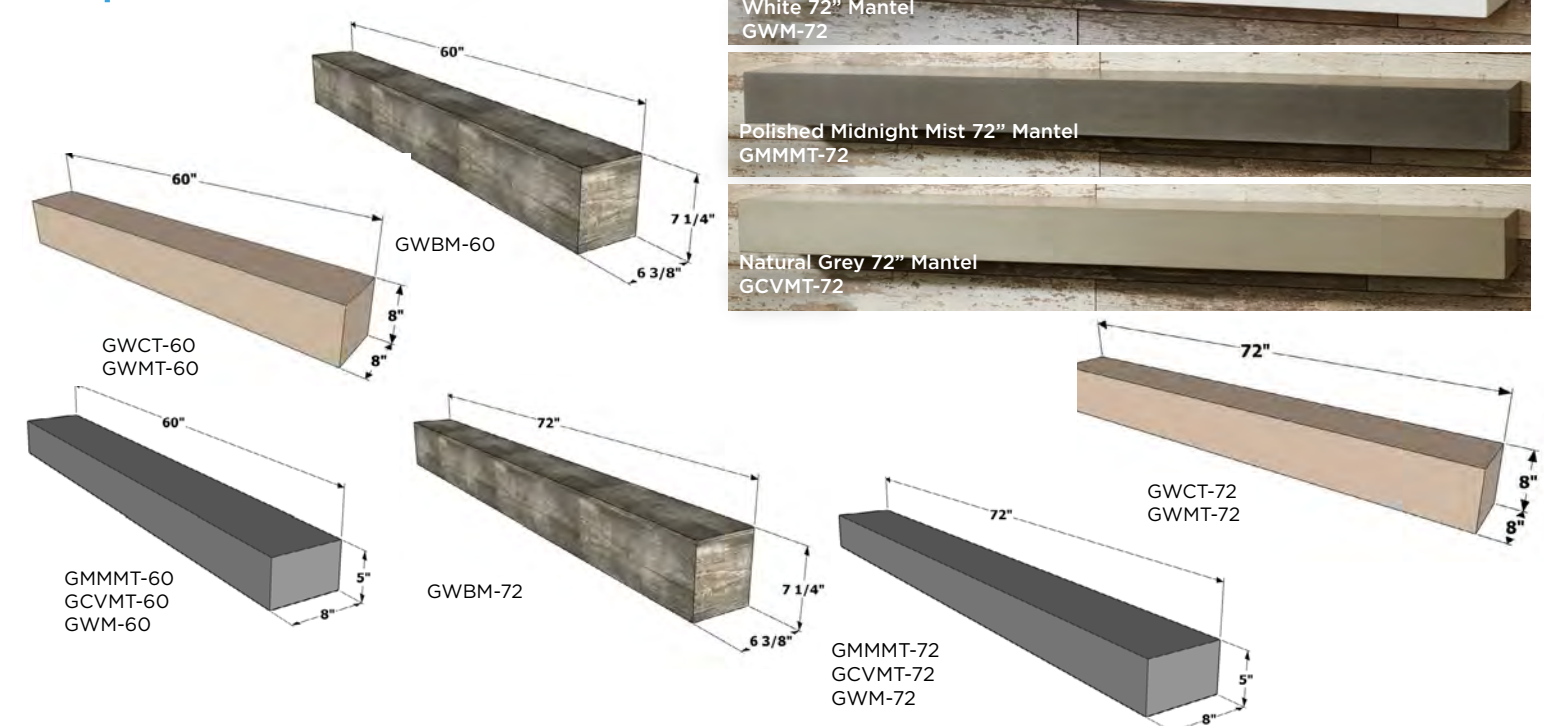
Heritage mantel shown with
Zero Clearance Electric Fireplaces Insert and 36" Surround
HTG-W with GI-32-ZC and IS-36-ZC

Non-Combustible Supercast™ Mantels




- 6 available finishes: Washed Cedar, Tavern Brown, Polished Midnight Mist, White, Natural Grey, and Weathered Barnwood
- Reduced clearances
- Non-combustible
- Real wood-look appearance
- Choose from 60" or 72"
- Custom lengths available
- Easy installation and easy to clean
- For indoor and outdoor applications
- 150 lb functional load rating on 60" mantel
- 180 lb functional load rating on 72" mantel
- Made in USA

Specifications





TEMPERED GLASS



Tempered glass is used for all glass wind guards, burner covers, and fire glass. It has been heat-treated and is safe to use with our Crystal Fire® Plus Burners. Untempered glass or glass that has not been heat-treated can explode when it reaches high temperatures and is not safe to use with gas fire pit tables.

SUPERCAST™ CONCRETE



Supercast™ is a proprietary blend of fiberglass and concrete to provide durability and strength. It is stronger and weighs less than traditional concrete. We have a variety of standard colors and finish looks. Custom options available.

ULTRACOMPACT SURFACE



Ultracompact surface is a low-maintenance, durable top material that comes in many designs and patterns. It can be compared to a tile or other man-made countertop material and is cared for like such.

EVERBLEND



Everblend is a process and material developed in house and manufactured exclusively at The Outdoor Greatroom Company. It is a weather-proof, concrete finish over a fiber cement and steel structure. The durability can be compared to any glass fiber reinforced concrete but is lightweight for easier handling and installation.

STAINLESS STEEL



Crystal Fire® Plus Burners, outdoor kitchen accessories, and finish trims are made from #304 Stainless Steel. #304 Stainless Steel is a high quality, commercial-grade metal.

WOOD




Appearance-grade, high-quality wood is used to create your dream design. Multiple stain options, including the popular Mocha stain used for our Denali Brew gas fire table (pictured left), are available. Use wood to accent your look or complete your entire design.

HARDIEBACKER®



HardieBacker® fiber cement board is used to build many of our fire pit tables, outdoor fireplaces, and custom outdoor kitchens. The board is non-combustible and resistant to mold and mildew which makes it ideal for outdoor applications.

STUCCO



Stucco is used on many of our outdoor products and comes in many colors and finishes. Stucco is a low-maintenance and durable outdoor finish.

STEEL FRAMING



Steel framing is used to build many of our fire pit tables, outdoor fireplaces, and custom outdoor kitchens. The framing is commercial-grade G90 marine grade galvanized Stainless Steel that is resistant to all rust and corrosion.

RIP-STOP POLYESTER



Polyester is used for all of the tan protective covers. The fabric provides one-way breathability: keeping exterior water away yet allowing interior moisture out. The covers feature tear-resistant, rip-stop laminating to further reinforce its strength and protection for the outdoors.



CRYSTAL FIRE® PLUS BURNERS, FIRE TABLES, & FIRE PITS

Are these burners and fire pits UL listed? What does that mean?

Yes, all of our burners are UL and ULC tested and listed. This means they have passed numerous tests to ensure safe operation meet current ANSI standards. They have undergone extensive wind, rain, and clearance tests.

Are there different Crystal Fire® Plus Burner models?

We have 22+ different Crystal Fire® Plus Burners and Burner Inserts in stock. All of these can be purchased as one complete unit or individual components. Custom burners are also available. See pages 28-31 for our offering of burners, sizes, controls, etc.

What type of fuel can I use?

You can choose from either Liquid Propane (LP), or Natural Gas (NG). Most Crystal Fire® Plus burners and stocked fire tables come set-up for LP; however, a NG conversion kit included with each unit. If converting to NG, a certified gas technician should do the installation. When ordering a commercial or custom burner, you must specify LP or NG.

How many BTUs per hour are produced?

The BTU rating for each burner varies by size and fuel type. For exact BTU ratings consult the burner manual.

Can I get more BTUs out of my burner?

Yes, for our CFP20 & CFP1224 there is an orifice booster from 55,000 to 75,000 BTUs. Contact OGC for information. A Glass Wind Guard must be used if higher BTU output orifice is installed with any OGC fire table or the warranty will be void as the table materials are not tested to the higher BTU rating.

What is the difference between a commercial burner and a residential burner?

Commercial-rated burners are often required for commercial applications (Hotels, restaurants, etc.). The OGC commercial burners are identical to the residential burners except they include electronic ignition (DSI), and emergency shut off switch, and need to be ordered specifically for NG or LP. In addition, they have more options available for controls either at the burner or away from the burner.

Can commercial burners be used in residential applications?

Yes, many homeowners desire an electronic ignition burner system as it allows them to control the burner at a switch away from the burner, as well as use optional upgrades like remote controls.

Is media included with the Crystal Fire® Plus Burners or fire tables?

Yes, we include Clear Tempered Fire Glass Gems with each Crystal Fire® Plus Burner unless otherwise noted. Various lava rock, crushed glass, and colored glass are also available.

If I purchase a Crystal Fire® Plus Burner for my own project, what else is needed?

That depends on the project and can vary from additional controls, media, etc. You will need to specify the fuel source (LP or NG) used if it is a commercial or custom burner. We recommend working with your local OGC dealer to determine what is needed for your project or contact us at sales@outdoorrooms.com.

Can I use my OGC fire table on a wood deck?

Yes, all OGC fire pits & fire tables are okay to use on a wood deck if clearances are met. Crystal Fire® Plus Burners are UL, ULC, and CE tested and listed. These burners are used in all of our outdoor fire pits. They are okay to use on concrete patios, wood decks, composite decks, etc.

Where do I find troubleshooting help for my Crystal Fire® Plus Burner?

Visit outdoorrooms.com/product-support to find helpful downloads and instructional videos for troubleshooting.

How long will a 20 lb. tank last? Is one included with my fire table?

Typically you can operate for an average of 8 hours when burning the CFP20 or CFP1224 on high. The CFP2424, CFP1242, and larger will vary depending on which orifice is used. LP tanks are not included with any OGC product.

Do I need to cover my fire table when not in use?

It is not mandatory to cover the fire table, but is recommended. It is constructed of materials to withstand outdoor exposure; however, we do recommend covering if not using for extended periods. This will prevent any unwanted debris from falling onto the burner. There are optional protective covers available.

What happens to my burner or fire table when it rains?

If the burner or fire table is uncovered, water will drain through the perimeter of the burner pan. Water will not drain through the burner neck or build up in the burner, it will safely drain out the bottom of the fire table. All fire tables and burners are constructed of outdoor-rated, durable materials.

What regular maintenance should be performed?

Regularly covering and cleaning your Crystal Fire® Plus burner will extend the life of the product and keep it performing at its best. Clean all loose debris, check fittings and tighten if necessary, ensure all gas lines are intact and free from obstructions, replace batteries in sparker if needed. Consult your manual for more information.

Can I roast marshmallows over my fire table or burner?

Yes you can; however, this appliance has UL Listed as a decorative gas appliance, not a cooking appliance. Make sure that combustible items do not end up in the burner, as it will clog the burner ports and prevent proper operation.

Can I operate my fire table with a smart device?

Yes, we offer a Bluetooth® smart app option for the Direct Spark Ignition system. You may interface your automated home system with our electronic ignition burners too. Contact OGC for more details.

CUSTOM OUTDOOR KITCHENS

What is the design and ordering process?

Start by completing the custom outdoor kitchen request form from either our catalog or website. From here we will communicate throughout the process on pricing and revisions. The entire process can be completed in 6 weeks once everything is approved. Custom forms are available at outdoorrooms.com/custom.

What type of grills can be built in?

Any grill that has the appropriate installation kit or specifications can be used. This includes gas, charcoal, wood, and pellet.

Can I order a custom finish to match my home?

Yes, you can also order the unit unfinished, and have it finished on-site to match your house and landscape by your local dealer, contractor, or landscaper.

What are the Outdoor Kitchens built from?

The structure begins with G90 (Marine Grade) galvanized steel framing. It is then wrapped in Hardiebacker® fiber cement board. From there it can be finished from a variety of materials, or left unfinished to be completed on-site.

What type of maintenance is required?

- Stucco Siding – Clean as needed
- Supercast™ Countertops – Re-seal annually or as needed
- Interior – Clean as needed

OUTDOOR FIREPLACES

Are additional sizes available for Ready-to-Finish fireplaces?

We offer the ability to make custom fireplaces to your specifications. In fact, about half the fireplaces we produce are custom in size. It is most cost-economical to keep the firebox and burner dimensions standard and change the structure dimensions. If you desire a different size firebox, we likely have the ability to provide you with a solution.

Can I burn wood in any of these fireplaces?

No. These units are not wood burning fireplaces. The benefits of a gas fireplace include a smoke-free experience, turn on instantly, and provide instant heat.

Can I run a ready-to-finish fireplace on a standard LP tank?

We recommend using a 20 lb liquid propane tank for only the 40” model. Other models will burn through gas too frequently.

Is the fire pit or fireplace approved for use in screened porches, covered porches gazebos, and lanais?

The unit itself is not UL approved for this application, but there should not be any problem provided the following guidelines are followed:

- A minimum of three walls are screened. Screens must be permanently open. They cannot have windows that can close.
- The screened walls must provide a minimum open area of 30%.
- All appliance ceiling and wall clearances must be met.
- Minimum porch area 96 square feet.

FURNITURE

How do I clean the fabric?

Most stains can be cleaned with mild soap and warm water. Blot the affected area and try to remove the stain with the cleaning mixture. For more detailed instructions, please visit www.sunbrella.com.

Do I need to store my cushions from the rain and/or winter?

The furniture is built to withstand a variety of weather conditions. You can choose to store them inside if you prefer that they are clean and dry to use.

Is the furniture rust-resistant?

Yes, due to the complete powder-coating process on the frames.

GALLERY INDOOR FIREPLACES

What is the cost to operate the electric fireplace units?

Based on national average electricity costs, the cost to operate the flame and lights is less than one penny per hour. The cost to operate the heater is about 9 cents per hour on low and 18 cents per hour on high.

How much heat will the electric fireplaces put out?

The heat output on high is equivalent to 5,000 BTUs/hour (GBL-44 & GBL-64 up to 4500 BTUs/hr.)

Are the electric fireplace units quiet?

Yes. They have a lightweight composite shaft for the fan/blower making it very quiet.

How big of a room will the electric fireplaces heat?

While there are many factors to consider (insulation, outdoor temperatures, openness of the room, etc.), 5,000 BTUs should be adequate to heat a room that is about 10 x 20 feet (200 square feet) with an eight foot ceiling.

What happens if we leave the flame on the electric fireplaces?

The unit is under warranty for 10,000 hours (400 days+). There is a safety mechanism that prevents over heating if the heater is left on for extended periods. If you operate the fireplace for 4 hours a day, the LED lights should last at least six years.

Can the electric fireplace units be installed in a bathroom?

Yes, it should be located away from a wet/splash zone and away from direct steam.

For more information, visit outdoorrooms.com/product-support



With our Minnesota-based customer service, design, engineering, and manufacturing abilities, we can help you to design, build, and deliver the custom project you've been dreaming up. The process is simple and includes steps to ensure we do everything correct.

- Start with something as basic as a sketch. It can be something completely new or simply a dimension or material change to one of the many items in our catalog
- Use one of the following forms provided, make a photocopy from this catalog or download from outdoorrooms.com/custom and fill out as completely as possible.
- Outdoor GreatRoom will provide an estimate for the project.
- If the estimate is approved, the Design and Engineering team will dedicate time and resources to your project.
- Once a rendered drawing is complete, OGC will submit that back for approval and revisions.
- Once everything is approved, a signed drawing and corresponding purchase order is submitted to OGC to start the process.



Customer Name _____

Please provide a drawing of your custom request either below or on a separate page. REV 11-06-2020

Drawing should include overall shape, kitchen drawn from multiple angles if possible, and all desired dimensions (LxWxH)

Outdoor Kitchen Style:

☐ Flat Counter ☐ Backsplash (no back bar) ☐ Countertop overhang (____ in.) ☐ Elevated Back Bar (standard 12" overhang)

Accessory Options:

☐ Grill brand, model and cut-out dimensions: _____

☐ Crystal Fire Plus burner: _____

Doors, Drawers, and More: ☐ 27DAD ☐ 30DAD ☐ 175SNG-L-V ☐ Combo CD2DRW ☐ TRASHRO ☐ 3DRW
☐ 2DRW ☐ 1DRW ☐ ICEDRW-INS ☐ PTDISP ☐ DAR044A5BSLDD ☐ FRIDGE-TK ☐ SINK ☐ UMBRELLA HOLE
☐ OUTLET (List Qty) _____

☐ HARDIE ISLAND FLOOR ☐ ENCLOSE ACCESSORY CUTOUTS WITH HARDIE

☐ Other Accessories _____

Material Options:

Countertop Material: (Please select a material and provide any additional notes)

Supercast: ☐ Mocha ☐ Marbleized Mocha ☐ Marbleized Noche ☐ White Onyx ☐ Polished Mocha
☐ Deep Black ☐ Polished Midnight Mist ☐ Washed Cedar ☐ Antique Timber ☐ Natural Grey ☐ Finish Ready(No top)

Edge Style: (Please select a style) ☐ Flat ☐ Chiseled ☐ Bull Nose ☐ Other _____

Base : (Please select a material and provide any additional notes) ☐ Finish Ready (Steel Frame & HardiBacker)

Stucco Options: ☐ Stony Creek ☐ Midnight Storm ☐ Van Dyke ☐ Serengeti ☐ Black Fleck ☐ Ridge Brown
☐ Napa Valley Brown ☐ Ferros

Special Notes: _____

CUSTOM FIRE PIT TABLE REQUEST FORM

Customer Name _____

Please provide drawing of your custom burner request either below or on a separate page:

Additional Notes:

Drawing should include the overall shape. Fire Pit drawn from multiple angles if possible, and all desired dimensions (LxWxH).

Burner Options: ☐ LP ☐ Natural Gas
Select a burner for your fire pit and let us know if you have any additional requests related to the burner. Outdoor Greatroom Company can recommend burner style.

☐ Crystal Fire Plus Burner (Top mount exact cutout size needed)

☐ Burner Insert and Burner Plate (Under mount not exact cutout size needed)

☐ Requested Burner Cutout Area _____

Length = _____ Width= _____ Height= _____

☐ Manual Ignition ☐ Direct Spark Ignition

Provide details or drawing with Custom Burner Request Form
<http://www.outdoorrooms.com/customs>

Material Options:

Top Material: (Please select a material and provide any additional notes) ☐ Finish Ready (No top)

Supercast: ☐ Mocha ☐ Marbleized Mocha ☐ Marbleized Noche ☐ White Onyx ☐ Polished Mocha
☐ Deep Black ☐ Polished Midnight Mist ☐ Washed Cedar ☐ Antique Timber ☐ Natural Grey ☐ Finish Ready

Edge Style: (Please select a style) ☐ Flat ☐ Chiseled ☐ Bull Nose ☐ Other _____

Top Dimensions: _____

Base : (Please select a material and provide any additional notes) ☐ Finish Ready (Steel Frame & HardiBacker)

Stucco Options: ☐ Stony Creek ☐ Midnight Storm ☐ Van Dyke ☐ Serengeti ☐ Black Fleck ☐ Ridge Brown
☐ Napa Valley Brown ☐ Ferros

Metal: ☐ Dull Black ☐ Gritty Black ☐ Luverne Black ☐ River Black ☐ Architectural Bronze ☐ Dora Brown
☐ Pewter Crater ☐ Charcoal Grey ☐ Jet Grey ☐ Graphite Grey ☐ White ☐ Sedona Brown

Base Dimensions: _____ ☐ Access Door

Corner Profile: ☐ Standard ☐ Raised with HardieBacker ☐ Metal

Accessories: ☐ Glass Gems ☐ Glass Guard ☐ Glass Burner Cover ☐ Supercast Burner Cover

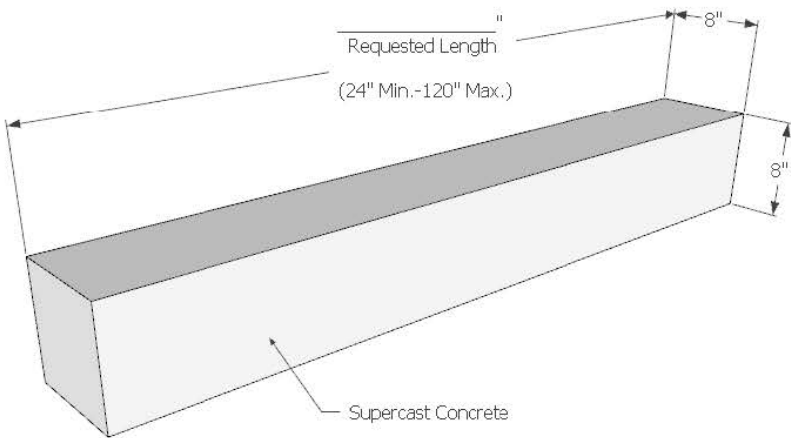
Special Notes:

REV 11-09-2020

CUSTOM SUPERCAST™ MANTEL REQUEST FORM

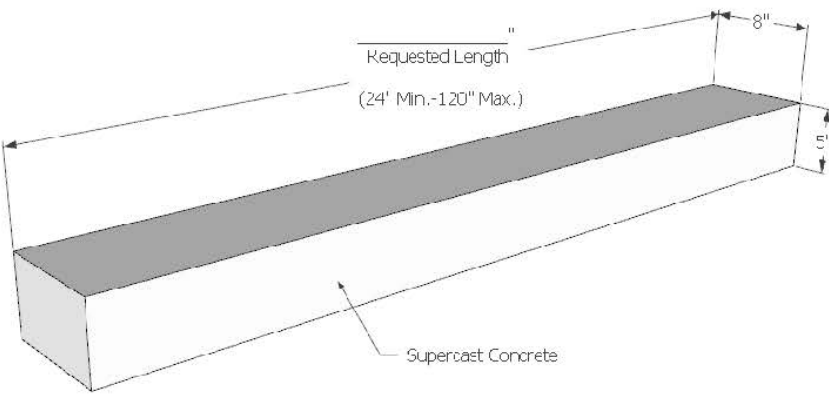
Customer Name _____

GALLERY STYLE MANTEL
HEIGHT & DEPTH ARE NOT CUSTOMIZABLE



- SUPERCAST CHOICES
- _____ Natural Grey
 - _____ Polished Midnight Mist
 - _____ Tavern Brown
 - _____ Washed Cedar
 - _____ White
 - _____ Barnwood (Ht. 7.75", Max. Length 96")
 - _____ Other

MODERN STYLE MANTEL
HEIGHT & DEPTH ARE NOT CUSTOMIZABLE



- SUPERCAST CHOICES
- _____ Natural Grey
 - _____ Polished Midnight Mist
 - _____ White
 - _____ Other

REV 11-06-2020

8283



FIRE TABLES	ACCESSORIES															
	CF20-LOG SET															
	LAZY SUSAN RING															
	SC-SEALER															
	SS54T															
	SS72T	PROTECTIVE COVERS														
CVR275715																
CVR36																
CVR3727																
CVR3939																
CVR42																
CVR4444																
CVR4634																
CVR50																
CVR5020																
CVR5038																
CVR5132																
CVR5151																
CVR5427																

SQUARE																
AX-16	x															
CV-2424	x		x													
SIERRA-2424-M-K	x		x													
VNG-2424BRN	x															
ROUND																
BC-20-MNB	x	x	x													
BC-20-WO	x	x	x													
CV-20	x	x	x													
CV-30	x		x													
CV-30MM	x		x													
CV-30WHT	x		x													
CV-30E	x		x													
CV-30EMM	x		x													
CV-30EWHT	x		x													
ED-20	x	x	x													
RNG-32																
SF-32-GREY-K																
SF-32-K																

CVR6332																																																																																																																																																																																																																																																																																																																																																																																																																																																																																																																																																																																																																																																																																																																																																																																																																																																																																																																																																																																																																																																																																																																																																																																																																																																																																																																																																																																																																																																																																																																																																																																																					</
---------	--	--	--	--	--	--	--	--	--	--	--	--	--	--	--	--	--	--	--	--	--	--	--	--	--	--	--	--	--	--	--	--	--	--	--	--	--	--	--	--	--	--	--	--	--	--	--	--	--	--	--	--	--	--	--	--	--	--	--	--	--	--	--	--	--	--	--	--	--	--	--	--	--	--	--	--	--	--	--	--	--	--	--	--	--	--	--	--	--	--	--	--	--	--	--	--	--	--	--	--	--	--	--	--	--	--	--	--	--	--	--	--	--	--	--	--	--	--	--	--	--	--	--	--	--	--	--	--	--	--	--	--	--	--	--	--	--	--	--	--	--	--	--	--	--	--	--	--	--	--	--	--	--	--	--	--	--	--	--	--	--	--	--	--	--	--	--	--	--	--	--	--	--	--	--	--	--	--	--	--	--	--	--	--	--	--	--	--	--	--	--	--	--	--	--	--	--	--	--	--	--	--	--	--	--	--	--	--	--	--	--	--	--	--	--	--	--	--	--	--	--	--	--	--	--	--	--	--	--	--	--	--	--	--	--	--	--	--	--	--	--	--	--	--	--	--	--	--	--	--	--	--	--	--	--	--	--	--	--	--	--	--	--	--	--	--	--	--	--	--	--	--	--	--	--	--	--	--	--	--	--	--	--	--	--	--	--	--	--	--	--	--	--	--	--	--	--	--	--	--	--	--	--	--	--	--	--	--	--	--	--	--	--	--	--	--	--	--	--	--	--	--	--	--	--	--	--	--	--	--	--	--	--	--	--	--	--	--	--	--	--	--	--	--	--	--	--	--	--	--	--	--	--	--	--	--	--	--	--	--	--	--	--	--	--	--	--	--	--	--	--	--	--	--	--	--	--	--	--	--	--	--	--	--	--	--	--	--	--	--	--	--	--	--	--	--	--	--	--	--	--	--	--	--	--	--	--	--	--	--	--	--	--	--	--	--	--	--	--	--	--	--	--	--	--	--	--	--	--	--	--	--	--	--	--	--	--	--	--	--	--	--	--	--	--	--	--	--	--	--	--	--	--	--	--	--	--	--	--	--	--	--	--	--	--	--	--	--	--	--	--	--	--	--	--	--	--	--	--	--	--	--	--	--	--	--	--	--	--	--	--	--	--	--	--	--	--	--	--	--	--	--	--	--	--	--	--	--	--	--	--	--	--	--	--	--	--	--	--	--	--	--	--	--	--	--	--	--	--	--	--	--	--	--	--	--	--	--	--	--	--	--	--	--	--	--	--	--	--	--	--	--	--	--	--	--	--	--	--	--	--	--	--	--	--	--	--	--	--	--	--	--	--	--	--	--	--	--	--	--	--	--	--	--	--	--	--	--	--	--	--	--	--	--	--	--	--	--	--	--	--	--	--	--	--	--	--	--	--	--	--	--	--	--	--	--	--	--	--	--	--	--	--	--	--	--	--	--	--	--	--	--	--	--	--	--	--	--	--	--	--	--	--	--	--	--	--	--	--	--	--	--	--	--	--	--	--	--	--	--	--	--	--	--	--	--	--	--	--	--	--	--	--	--	--	--	--	--	--	--	--	--	--	--	--	--	--	--	--	--	--	--	--	--	--	--	--	--	--	--	--	--	--	--	--	--	--	--	--	--	--	--	--	--	--	--	--	--	--	--	--	--	--	--	--	--	--	--	--	--	--	--	--	--	--	--	--	--	--	--	--	--	--	--	--	--	--	--	--	--	--	--	--	--	--	--	--	--	--	--	--	--	--	--	--	--	--	--	--	--	--	--	--	--	--	--	--	--	--	--	--	--	--	--	--	--	--	--	--	--	--	--	--	--	--	--	--	--	--	--	--	--	--	--	--	--	--	--	--	--	--	--	--	--	--	--	--	--	--	--	--	--	--	--	--	--	--	--	--	--	--	--	--	--	--	--	--	--	--	--	--	--	--	--	--	--	--	--	--	--	--	--	--	--	--	--	--	--	--	--	--	--	--	--	--	--	--	--	--	--	--	--	--	--	--	--	--	--	--	--	--	--	--	--	--	--	--	--	--	--	--	--	--	--	--	--	--	--	--	--	--	--	--	--	--	--	--	--	--	--	--	--	--	--	--	--	--	--	--	--	--	--	--	--	--	--	--	--	--	--	--	--	--	--	--	--	--	--	--	--	--	--	--	--	--	--	--	--	--	--	--	--	--	--	--	--	--	--	--	--	--	--	--	--	--	--	--	--	--	--	--	--	--	--	--	--	--	--	--	--	--	--	--	--	--	--	--	--	--	--	--	--	--	--	--	--	--	--	--	--	--	--	--	--	--	--	--	--	--	--	--	--	--	--	--	--	--	--	--	--	--	--	--	--	--	--	--	--	--	--	--	--	--	--	--	--	--	--	--	--	--	--	--	--	--	--	--	--	--	--	--	--	--	--	--	--	--	--	--	--	--	--	--	--	--	--	--	--	--	--	--	--	--	--	--	--	--	--	--	--	--	--	--	--	--	--	--	--	--	--	--	--	--	--	--	--	--	--	--	--	--	--	--	--	--	--	--	--	--	--	--	--	--	--	--	--	--	--	--	--	--	--	--	--	--	--	--	--	--	--	--	--	--	--	--	--	--	--	--	--	--	--	--	--	--	--	--	--	--	--	--	--	--	--	--	--	--	--	--	--	--	--	--	--	--	--	--	--	--	--	--	--	--	--	--	--	--	--	--	--	--	--	--	--	--	--	--	--	--	--	--	--	--	--	--	--	--	--	--	--	--	--	--	--	--	--	--	--	--	--	--	--	--	--	--	--	--	--	--	--	--	--	--	--	--	--	--	--	--	--	--	--	--	--	--	--	--	--	--	--	--	--	--	--	--	--	--	--	--	--	--	--	--	--	--	--	--	--	--	--	--	--	--	--	--	--	--	--	--	--	--	--	--	--	--	--	--	--	--	--	--	--	--	--	--	--	--	--	--	--	--	--	--	--	--	--	--	--	--	--	--	--	--	--	--	--	--	--	--	--	--	--	--	--	--	--	--	--	--	--	--	--	--	--	--	--	--	--	--	--	--	--	--	--	--	--	--	--	--	--	--	--	--	--	--	--	--	--	--	--	--	--	--	--	--	--	--	--	--	--	--	--	--	--	--	--	--	--	--	--	--	--	--	--	--	--	--	--	--	--	--	--	--	--	--	--	--	--	--	--	--	--	--	--	--	--	--	--	--	--	--	--	--	--	--	--	--	--	--	--	--	--	--	--	--	--	--	--	--	--	--	--	--	--	--	--	--	--	--	--	--	--	--	--	--	--	--	--	--	--	--	--	--	--	--	--	--	--	--	--	--	--	--	--	--	--	--	--	--	--	--	--	--	--	--	--	--	--	--	--	--	--	--	--	--	--	--	--	--	--	--	--	--	--	--	--	--	--	--	--	--	--	--	--	--	--	--	--	--	--	--	--	--	--	--	--	--	--	--	--	--	--	--	--	--	--	--	--	--	--	--	--	--	--	--	--	--	--	--	--	--	--	--	--	--	--	--	--	--	--	----



Blank lined area for notes on page 86.

Blank lined area for notes on page 87.



ED-20 with optional GLASS GUARD-20-R



See user manual for more information.

PRODUCT CATEGORY	WARRANTY INFORMATION
GAS FIRE PIT TABLES & CRYSTAL FIRE® PLUS BURNERS	<ul style="list-style-type: none">• Limited lifetime warranty on all stainless steel burners installed in a residential setting, and five years on all stainless steel burners installed in a commercial setting.• One year finish warranty• One year warranty on ignition & electronics• Three year structural warranty on all fire pit bases and top
OUTDOOR GAS FIREPLACES	<ul style="list-style-type: none">• Limited lifetime warranty on all stainless steel burners installed in a residential setting, and five years on all stainless steel burners installed in a commercial setting.• One year finish warranty• One year warranty on ignition & electronics• Three year structural warranty on all fire pit bases and top
GALLERY COLLECTION ELECTRIC FIREPLACES	<ul style="list-style-type: none">• Two year warranty on LED lighting, fan, and heater system• One year warranty on remote
OUTDOOR FURNITURE	<ul style="list-style-type: none">• Three year warranty on framework• 5 year warranty on Sunbrella® cushions
OUTDOOR KITCHENS	<ul style="list-style-type: none">• Silicone grout sealant must be applied once per year to any exposed grout• 90-day parts/labor warranty on Stereo• One year parts and labor warranty on Refrigerator and Compressor• 5 year structural warranty on bases and tops
ACCESSORIES	<ul style="list-style-type: none">• One year warranty on protective covers• 90-day warranty on glass wind guards• Limited lifetime warranty on stainless steel glass wind guard brackets
NON-COMBUSTIBLE MANTELS	<ul style="list-style-type: none">• One year warranty on finish• Three year structural warranty
SUPERCAST™	<ul style="list-style-type: none">• One year structural and finish warranty• Non-structural hairline cracks are possible, and shall not be considered a manufacturing defect.

THE OUTDOOR GREATROOM COMPANY

14400 Southcross Drive West
Suite 100
Burnsville, MN 55306

Phone: 952.658.6730
Toll Free: 1.866.303.4028
Fax: 952.658.6731

OutdoorRooms.com
CrystalFirePlus.com

For Sales and Support:
Sales@OutdoorRooms.com

For Customer Service and Order Inquiry:
Orders@OutdoorRooms.com

For Marketing:
Marketing@OutdoorRooms.com



CR-1242 with optional GLASS GUARD-1242
Photo Credit: The Wickery - Toms River, NJ

Want to show off your space?

Do you love your OGC product? Send us your best photos to marketing@outdoorrooms.com or tag us on Instagram @outdoorrooms!

By submitting your photos you are allowing OGC to use the photo for marketing purposes. Professional credit given when requested. If emailing, please send .jpg files taken out of direct sunlight, at sunrise or sunset are preferred. We can't wait to see your projects!



THE OUTDOOR
GREATROOM
COMPANY

OutdoorRooms.com
1.866.303.4028
sales@outdoorrooms.com